



KPI Summary Report

Comhairle nan Eilean Siar

LGBF SPI 2010-2022 Tackling Climate Change



On Track



Monitor



Off Track

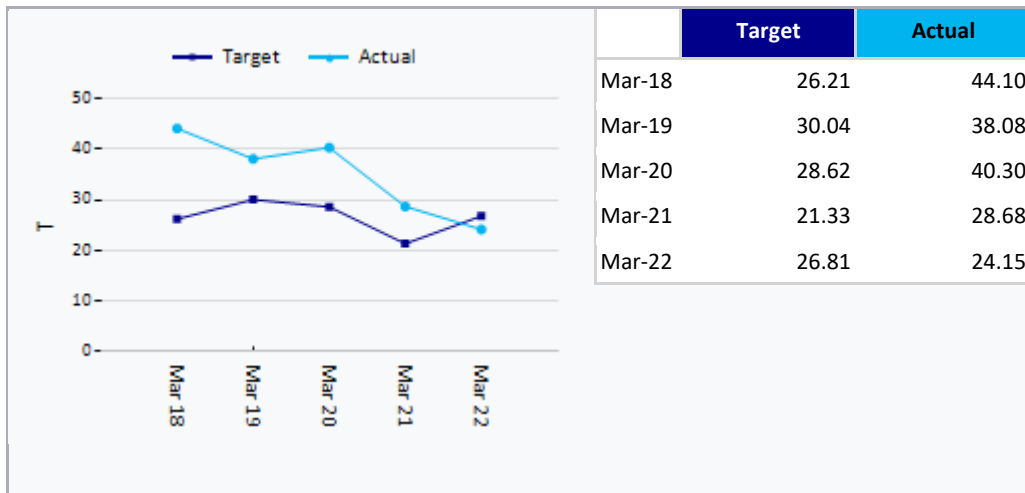


Not Applicable

Organisation



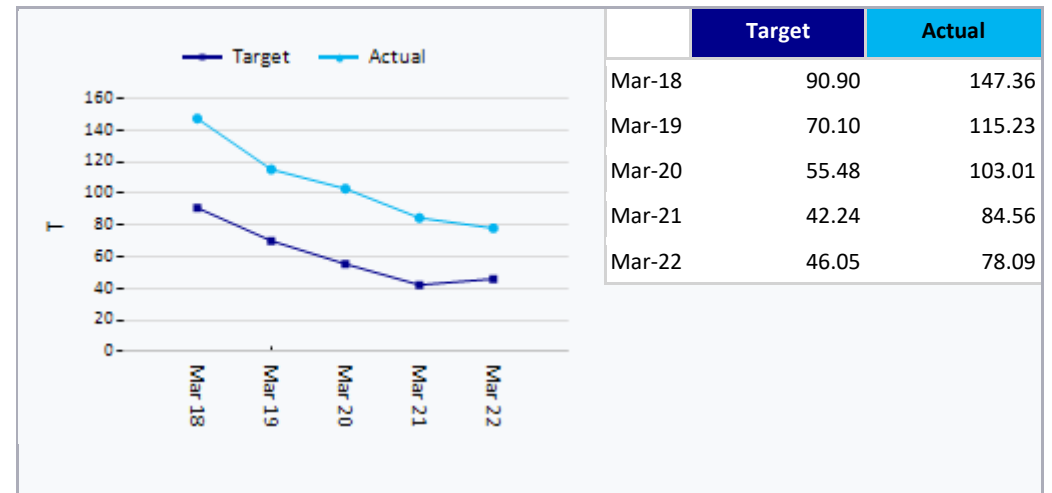
1.1.1. AFR105 (LGBF: CLIM03): CO2 emissions from transport per 1,000 population. Responsible Officer: Calum Mackenzie




The target is the Scottish average and the LGBF Family Group average is 169.51t per 1,000 population, for comparison. Data 2022/23 due November 2024.

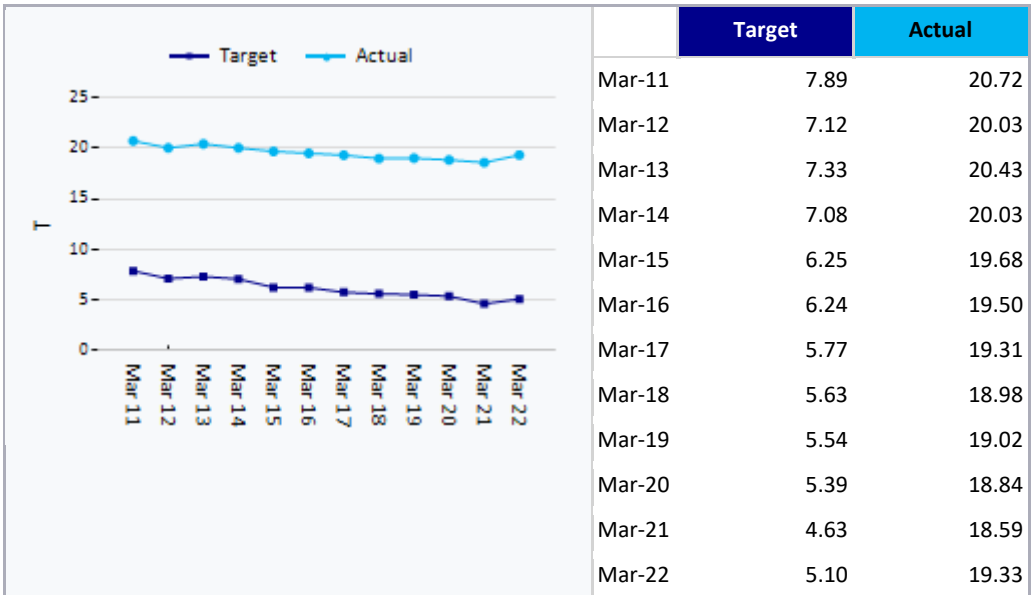


1.1.1. AFR106 (LGBF: CLIM04): CO2 emissions from electricity per 1,000 population. Responsible Officer: Calum Mackenzie




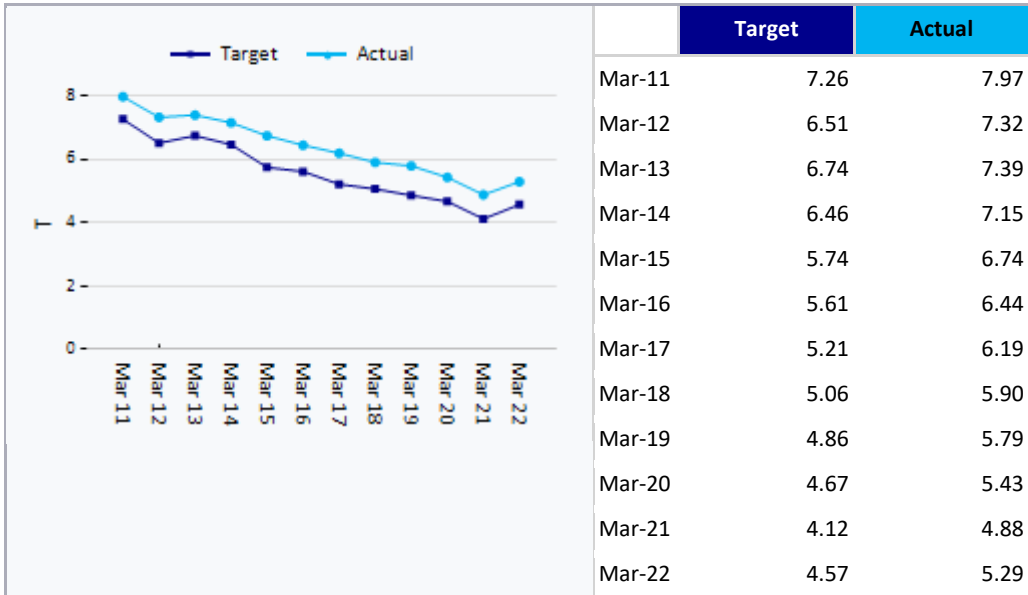
The Target is the Scottish average and the LGBF Family Group average is: 75.31t per 1,000 population, for comparison. Data 2022/23 due November 2024.

 **1.1.1.CS04 - AFR102 (LGBF: CLIM01): CO2 emissions area wide per tonne, per capita. Responsible Officer: Calum Mackenzie**



The target is the Scottish average and the Benchmark is the LGBF Family Group average: 7.27t. Data 2022/23 due November 2024.

 **1.1.1.CS04 - AFR103 (LGBF: CLIM02): CO2 emissions area wide: emissions within scope of Local Authority per capita. Responsible Officer: Calum Mackenzie**



The target is the Scottish average and the Benchmark is the LGBF Family Group average: 5.9t. Data 2022/23 due November 2024.