



COMHAIRLE NAN EILEAN SIAR

The Town and Country Planning Scotland Act 1997 – Section 36(1)

Town and Country Planning General Development Procedure Order 2013 Regulation 16

Planning Register - Part 1

Application Details

Reference Number	24/00091/PPD
Date registered as valid	01/03/24
Description of Development	Installation of ensiling plant and storage tank.
Address or description of location to which the development relates	Shorebase, Breasclete, Isle of Lewis, HS2 9ED E 120739 N 935162
Applicant Name	Bakkafrost Scotland Limited Per Ms Penny Hawdon
Applicant Address	28 Drumsheugh Gardens, Edinburgh, EH3 7RN
Agent name (if applicable)	
Agent address (if applicable)	

The above application summary is accompanied by plans and drawings sufficient to describe the development and where relevant any design statement.

Important Note: on Tuesday 07 November 2023, Comhairle nan Eilean Siar experienced a criminal cyber incident and is working with Police Scotland, the Scottish Government and the National Cyber Security Centre to investigate the matter.

The Online Planning Portal remains unavailable as does our suite of integrated software and hardware systems. In order to enable access by the wider public to application documents and consult upon planning applications, interim systems have been put in place on the temporary website of Comhairle nan Eilean Siar, including a rudimentary facility to display a limited number of documents per application.

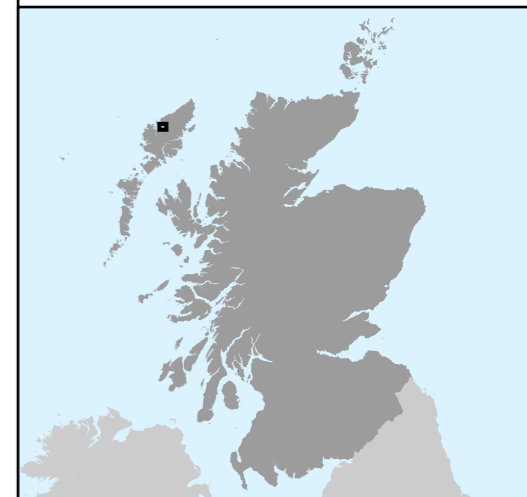
Any party wishing to view the application file in full may do so at the offices of Comhairle nan Eilean Siar at Sandwick Road, Stornoway Isle of Lewis, HS1 2BW or Balivanich, Isle of Benbecula. HS7 5LA, ordinarily between 9am and 5pm Monday to Friday (excluding public and local holidays). It is recommended that in advance of visiting an office to view an application that you make an appointment by sending an email to planning@cne-siar.gov.uk



Legend

 Application Site Boundary

0 0.5 1 Km



Drawn by: ST

1:25,000 @A3

Checked by: PH

Revision: A1

Approved By: PH

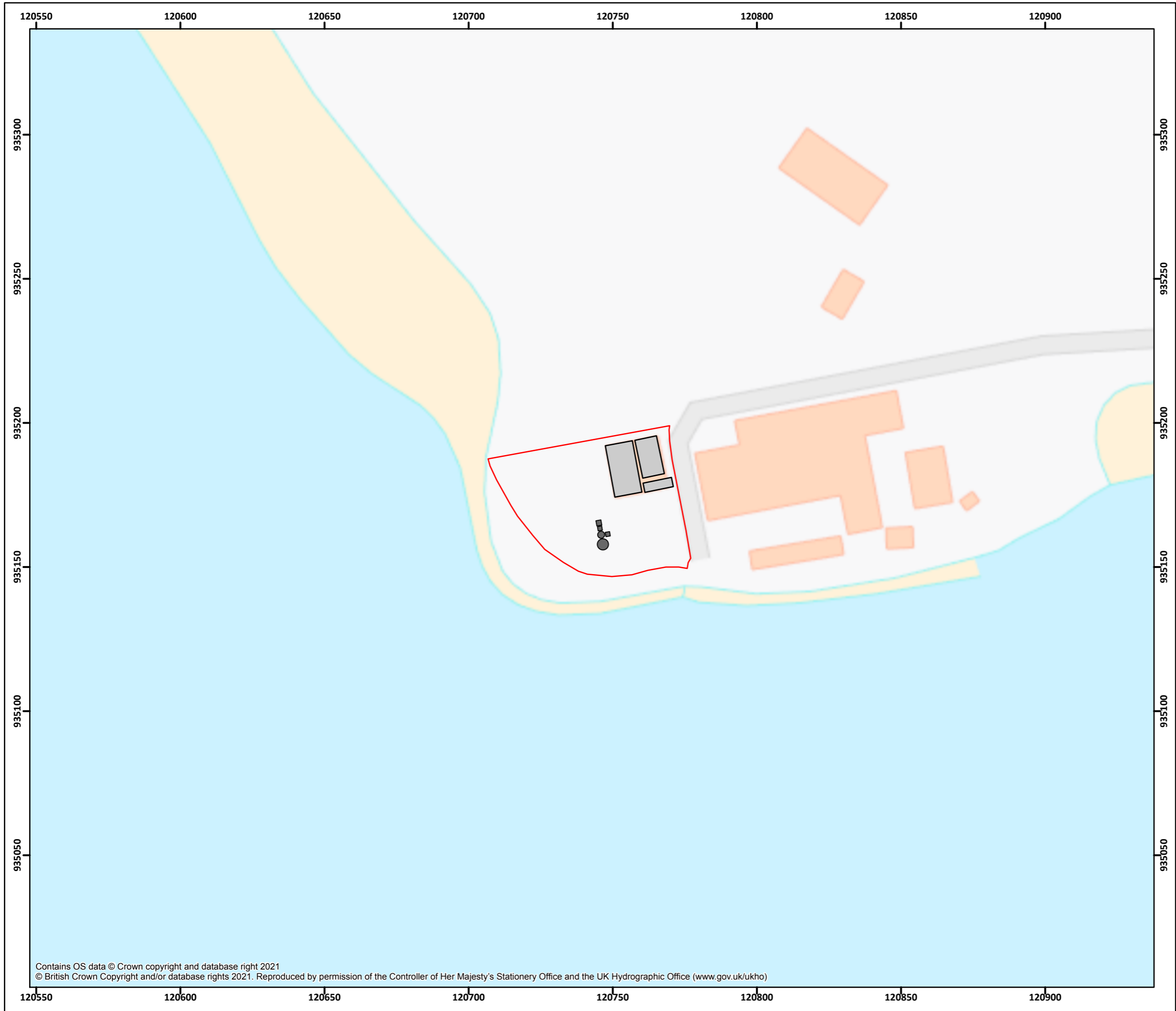
Date: 21/02/2024

Site Location

Figure 1

**Breasclete Shorebase
 Isle of Lewis**

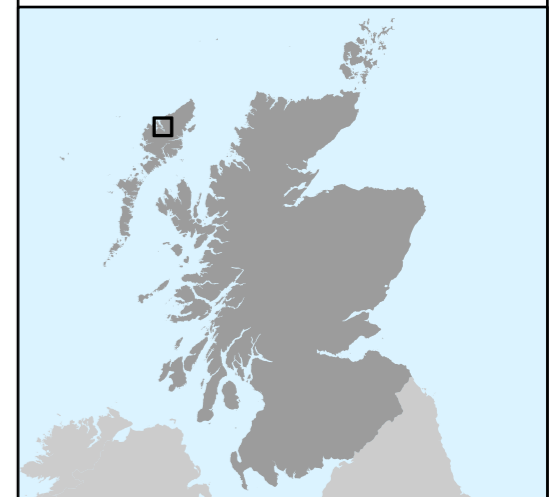
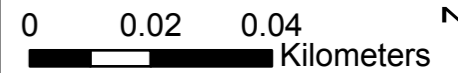
Contains OS data © Crown copyright and database right 2021
 © British Crown Copyright and/or database rights 2021. Reproduced by permission of the Controller of Her Majesty's Stationery Office and the UK Hydrographic Office (www.gov.uk/ukho)



Contains OS data © Crown copyright and database right 2021
 © British Crown Copyright and/or database rights 2021. Reproduced by permission of the Controller of Her Majesty's Stationery Office and the UK Hydrographic Office (www.gov.uk/ukho)

Legend

- Application Site Boundary
- Existing Buildings
- Proposed New Equipment



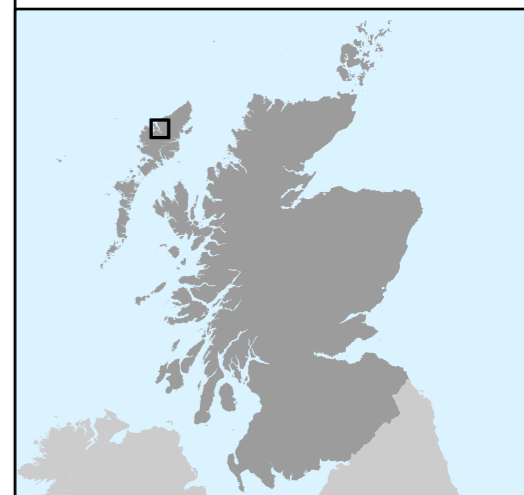
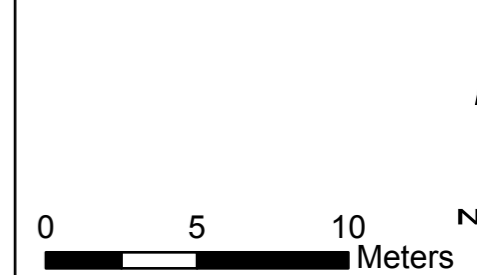
Drawn by: ST	1:1,250 @A3
Checked by: PH	Revision: A1
Approved By: PH	Date: 21/02/2024

Site Plan
 Figure 2

Breasclete Shorebase
Isle of Lewis

Legend

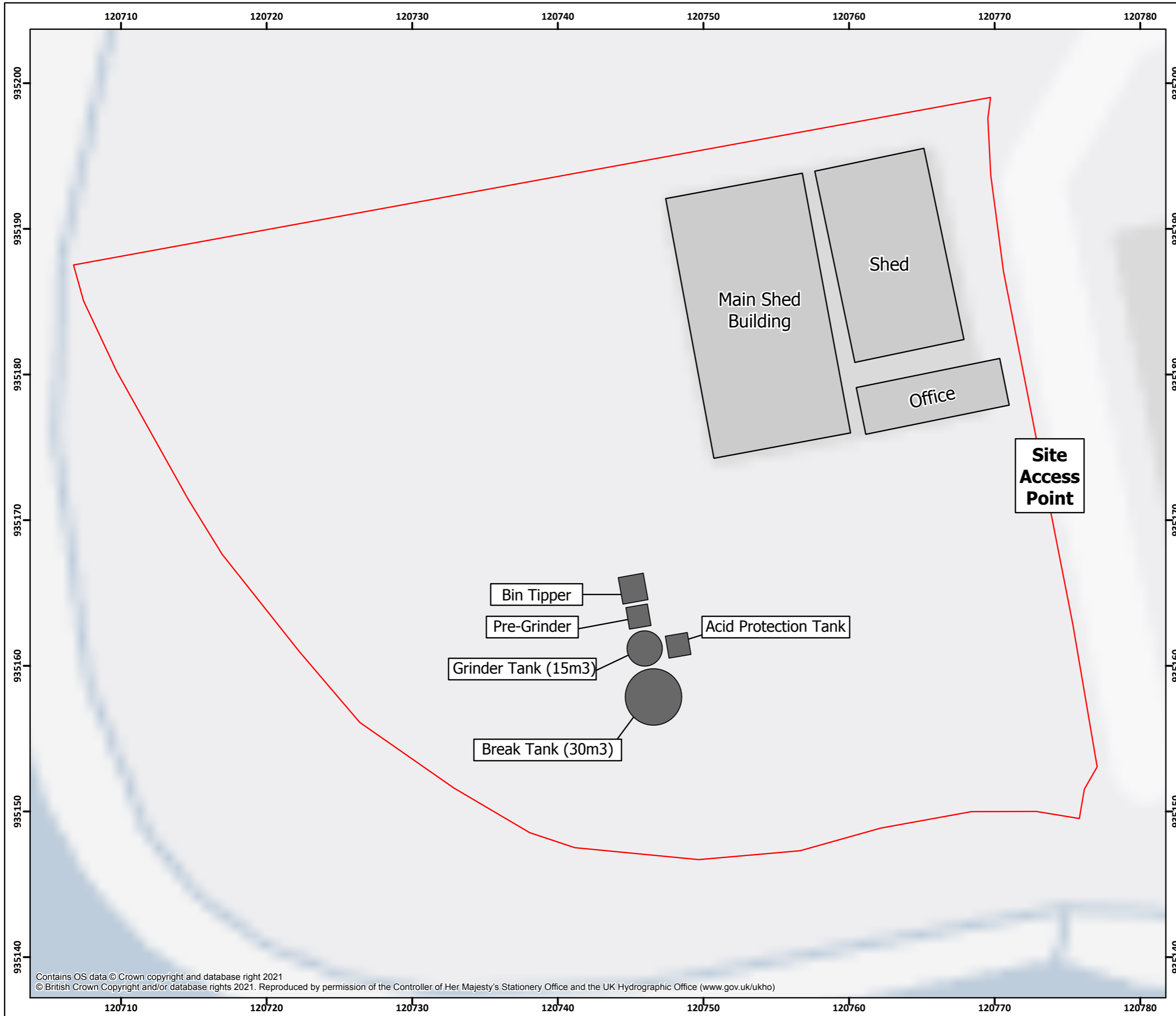
- Application Site Boundary
- Existing Buildings
- Proposed New Equipment



Drawn by: ST	1:250 @A3
Checked by: PH	Revision: A1
Approved By: PH	Date: 21/02/2024

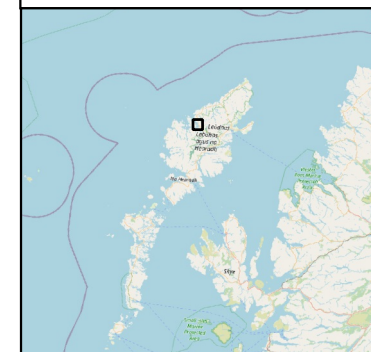
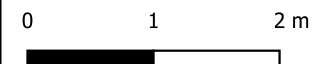
Detailed Site Plan
 Figure 3

Breascleite Shorebase
Isle of Lewis



Contains OS data © Crown copyright and database right 2021
 © British Crown Copyright and/or database rights 2021. Reproduced by permission of the Controller of Her Majesty's Stationery Office and the UK Hydrographic Office (www.gov.uk/ukho)

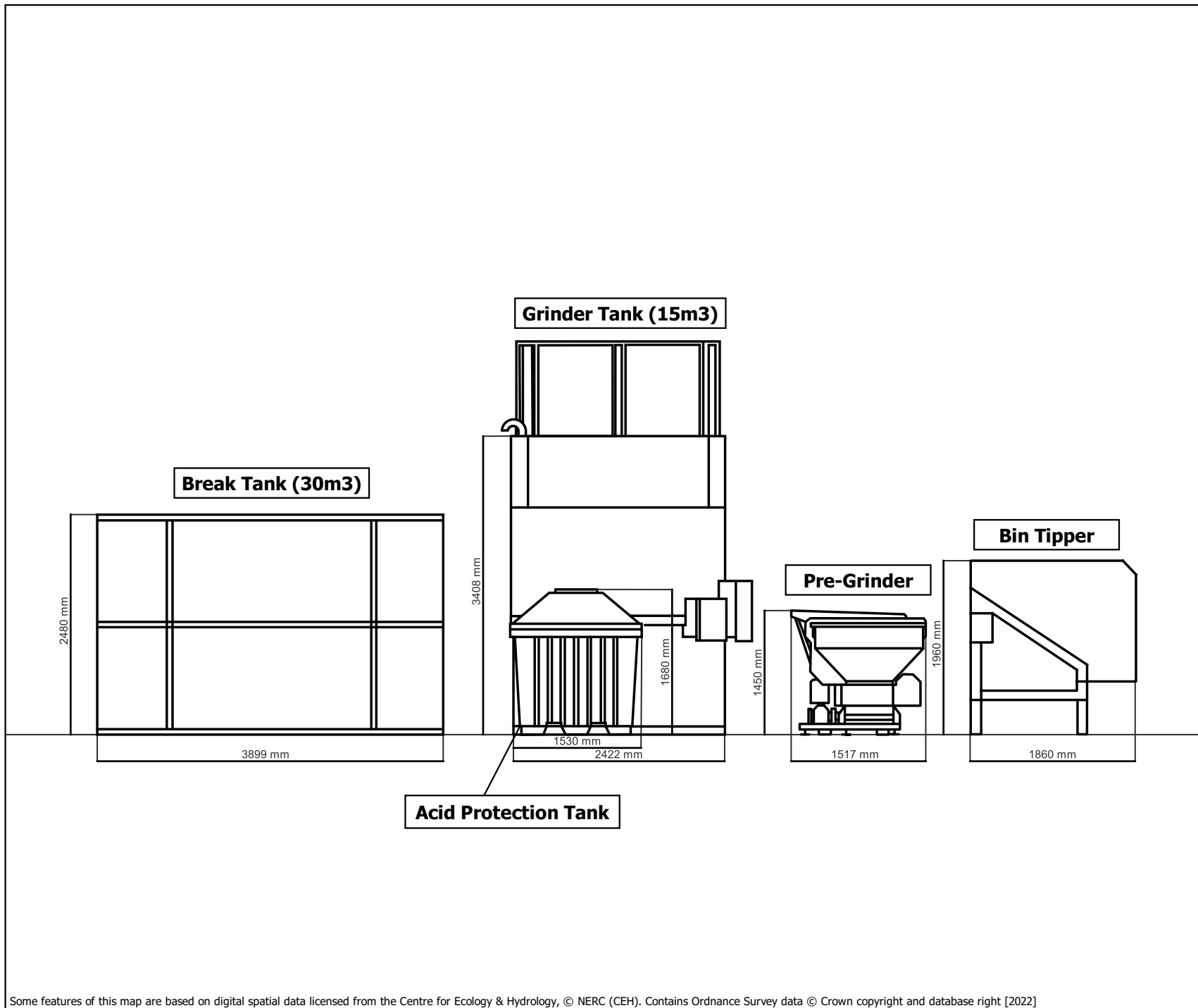
Legend



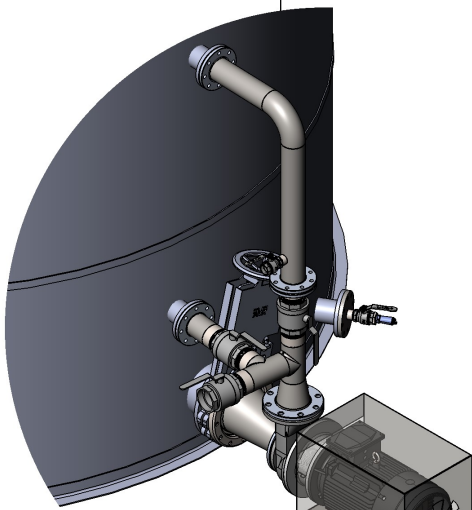
Drawn by: ST	1:60	@ A3
Checked by: PH	Revision: A1	
Approved by: PH	Date: 21/02/2024	

**Elevation Plan
 Figure 4**

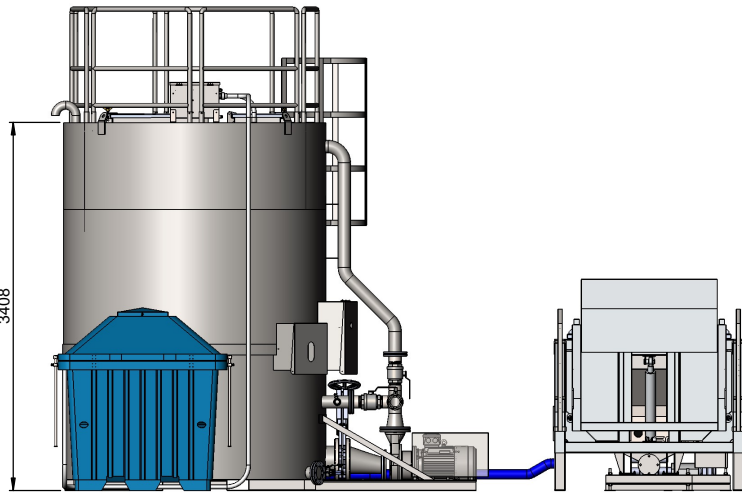
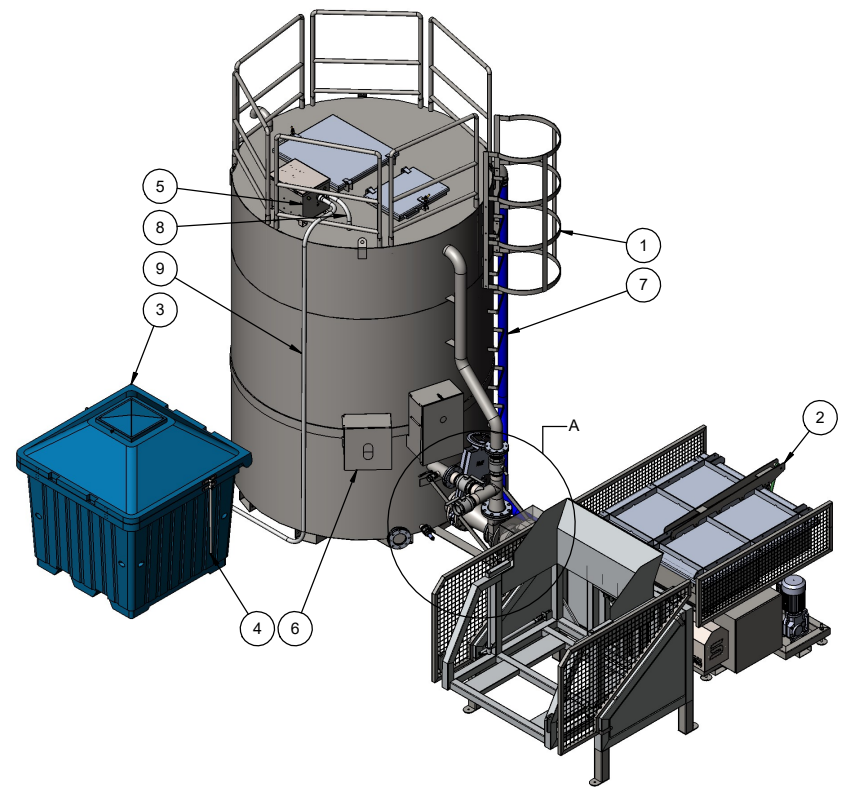
**Breasclate Shorebase
 Isle of Lewis**



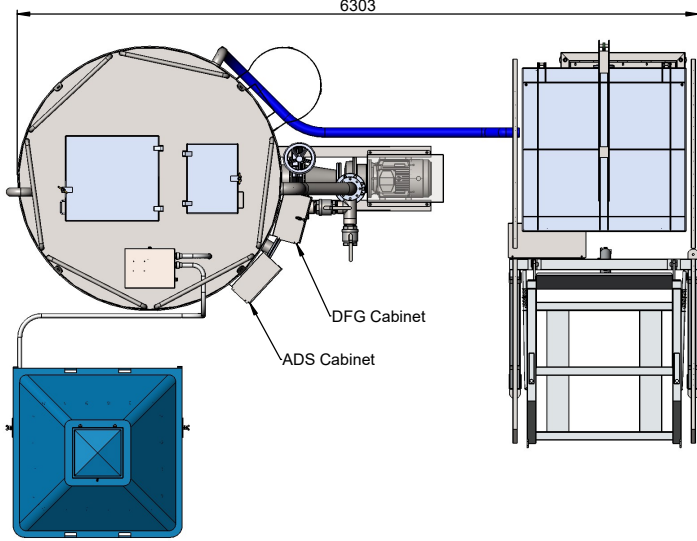
Some features of this map are based on digital spatial data licensed from the Centre for Ecology & Hydrology, © NERC (CEH). Contains Ordnance Survey data © Crown copyright and database right [2022]



DETAIL D
SCALE 2 : 35
Parts for Balmoral Tanks

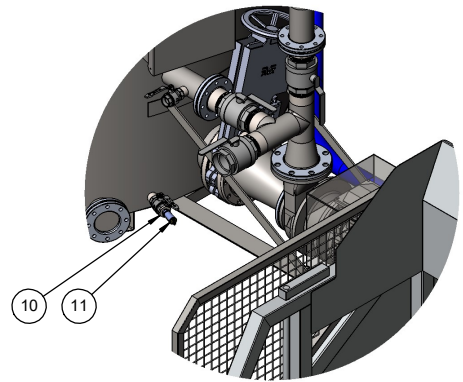


3408



6303

DFG Cabinet
ADS Cabinet



DETAIL A
SCALE 2 : 35

ITEM NO.	FILE TYPE	NAME	DESCRIPTION	MATERIAL	WEIGHT (KG)	QTY.
1	SLDASM	SW-0971029	DFG 15 cbm 22 Kw Dry-mounted	AISI 304	1629.34	1
2	SLDASM	SW-0968910	DFC20 Delta pump and Hydraulic hatch -Bin tipper 1000L	AISI 304	953.76	1
3	SLDASM	SW-0966747	ACID PROTECTION TANK	PEHD	121.00	1
4	SLDASM	SW-0971312	Support pole	AISI 304	1.73	2
5	SLDASM	SW-0966597	Acid Pump Box	AISI 304	25.98	1
6	SLDASM	SW-0922521	Cabinet cover	AISI 304	11.68	1
7	SLDPRT	SW-0972010	3" Hose	PVC	9.73	1
8	SLDPRT	SW-0972012	Acid hose 1	PVC	0.17	1
9	SLDPRT	SW-0972014	Acid hose 2	PVC	3.25	1
10	SLDPRT	Hexagon Bushing G1,5	Hexagon Bushing G1,5_G3/4	AISI 316	0.30	1
11	SLDPRT	VEGABAR 28	VEGABAR 28 asPC_B28.XXXXN9FCMZB_PP-2229VX			1

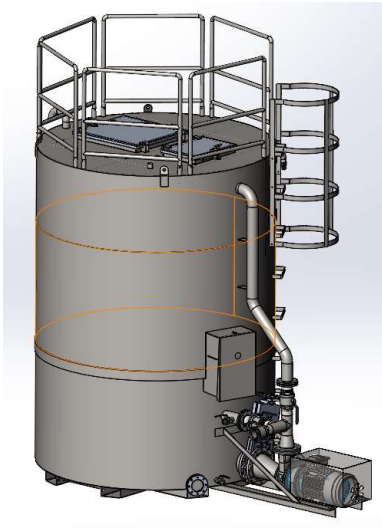
This document is the property of Scale Aquaculture AS. This document and any authorized reproduction thereof, must not be used in any way against the interest of Scale Aquaculture AS. Any authorized reproduction, in whole or in part, must include this legend

Designer: CA	Approved by:	Sheet: 1 of 1	Rev.:	Projection: 	 Scale Aquaculture AS Håhljeren Næringspark 6260 Skodje Norway
Created date: 03.01.2024	Approved date:	Weight (KG): 2758.76	Size: A2	Scale: 1:35	

Not specified tolerances
Latest version ISO-2769
Remove all burrs and sharp edges
Surface finish:
General Ra: 3.2

Description:
GA-Ensilage system
Description 2:

Drawing number:
SW-0972143

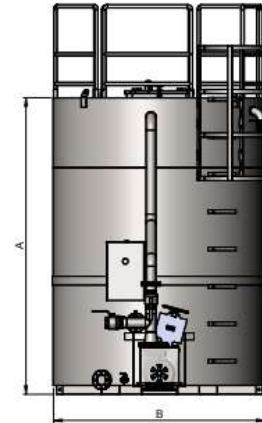


Grinder tank 15 cbm dry-mounted pump

- Hygienic and effective production of silage
- High reliability and long lifetime
- Standard grinder tanks, but also customizations

Specifications

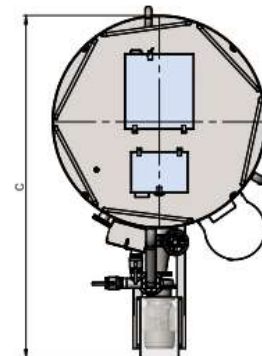
Motor	22kw/400V
Pump	YRG 530K
Guillotine valve	DN250
Valve	4" BSP
Valve 2	1,5" BSP
Tank	15 Cbm
Material	Stainless steel


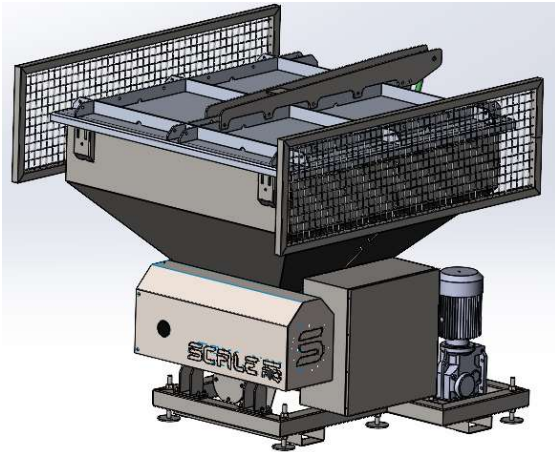


YRG 530K 22Kw Capacity: 350m³/ time @ 5 mVs

Dimensions

A	3408mm
B	Ø2422mm
C	3932mm





Pre-Grinder DFC-20 with Delta pump

- Capacity of 20 tons per hour
- Handles all fish sizes
- Stainless steel construction

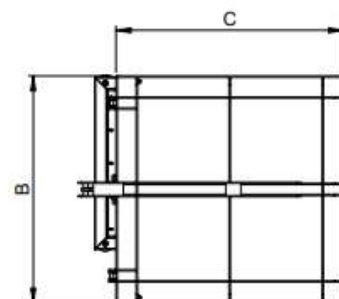
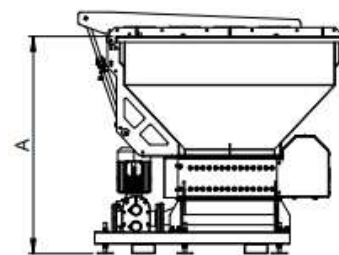
The system consists of ScaleAQ's DFC-20 pre-grinder with hydraulic hatch, Delta pump and stainless-steel frame with funnel and adjustable legs.

Specifications

Motor DFC-20	7,5kw/400V
Motor Delta pump	7,5kw/400V
Motor Hydraulic hatch	3,0kw/400V
Funnel	1000L with hydraulic hatch
Inner flange dimensions underside	597x540mm
Outer flange dimensions underside	697x640mm
Capacity	Approx. 20t/ hour
Knives	Stainless steel
Framework	Stainless steel
Delta pump Connection flange	DN80 Ø160

Dimensions

A	1450mm
B	1517mm
C	1517mm





Bin tipper

- Automatic locking system
- Customized for crane and forklift
- Manufactured in stainless steel

Bin tipper for standard 1000l fish bins. With a unique automatic locking system that locks the bin as soon as the bin tipper starts its movement.

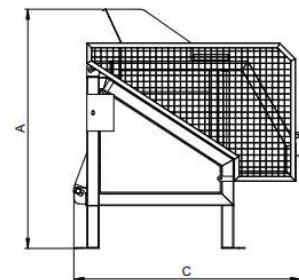
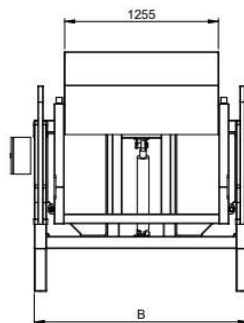
Specifications

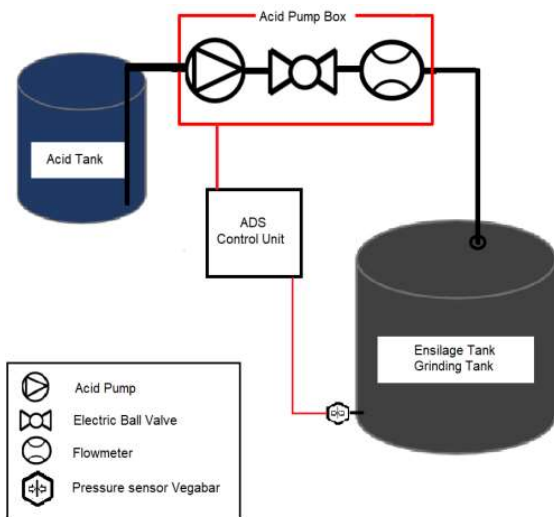
Motor	3kW – 230V/400V
Hydraulic cylinder	HM-80/50-600 – Metallized and painted
Hydraulic unit (optional)	190 bar, 8,7 oil tank, painted/plastic
Capacity	1000l bin
Framework	Stainless steel
Electric cabinet	Buttons up/down and hand-held operation unit with 2m cable. Emergency stop and main switch.

Dimensions

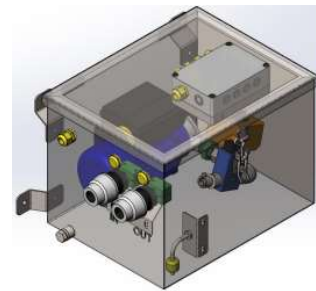
(model for forklift and crane)

A	1960mm
B	1750mm
C	1860mm
Tipping height	1425mm





501990 ADS Control Unit



501991 Acid Pump Box

ADS- Acid dosing system

The system is supplied with a control cabinet with PLC and a pump cabinet with pump, flowmeter and shut-off valve. The system can also be supplied with an associated safety container for an IBC container.

Specifications

Power supply	230V
Pump 20 l/min	0,37Kw
Formic acid PVC hose	16x3
Protection hose	38/32
Pressure sensor	Vegabar 28
Material pump box	Stainless steel



501976 Protection Tank

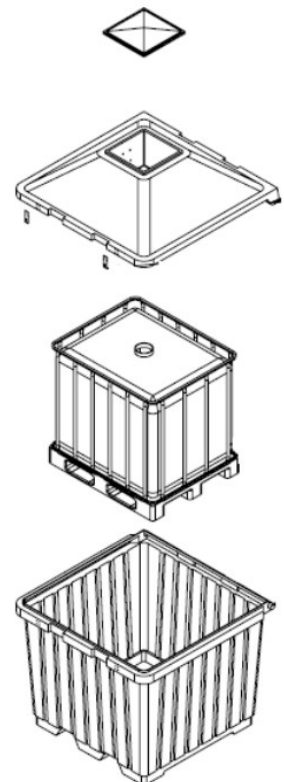
Acid protection tank

The acid container is a secondary safety for 1000 l acid tanks. It has its own watertight chamber for storing safety equipment such as gloves, mask and goggles, the lid is hinged and with the possibility of padlock. The container has strap fasteners for attaching to deck, and cut-outs for forklifts.

The container is produced in rotational moulded polyethylene with reinforcing ribs that make it very stable

Specifications

External measurements (l x d x h)	1,53 x 1,53 x 1,68 m
Internal measurements (l x d x h)	1,31 x 1,36 x 1,12 m
Weight	80 kg



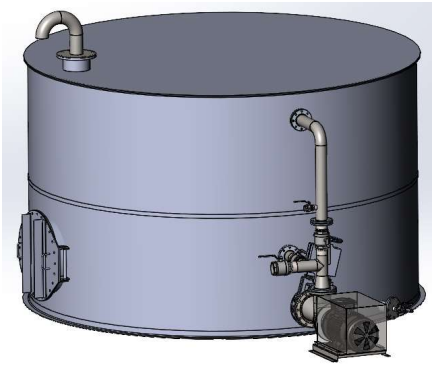


illustration picture

22Kw Chopper pump for separate HDP tank.

YRG 530K 22Kw Capacity: 350m³/ time @ 5 mVs

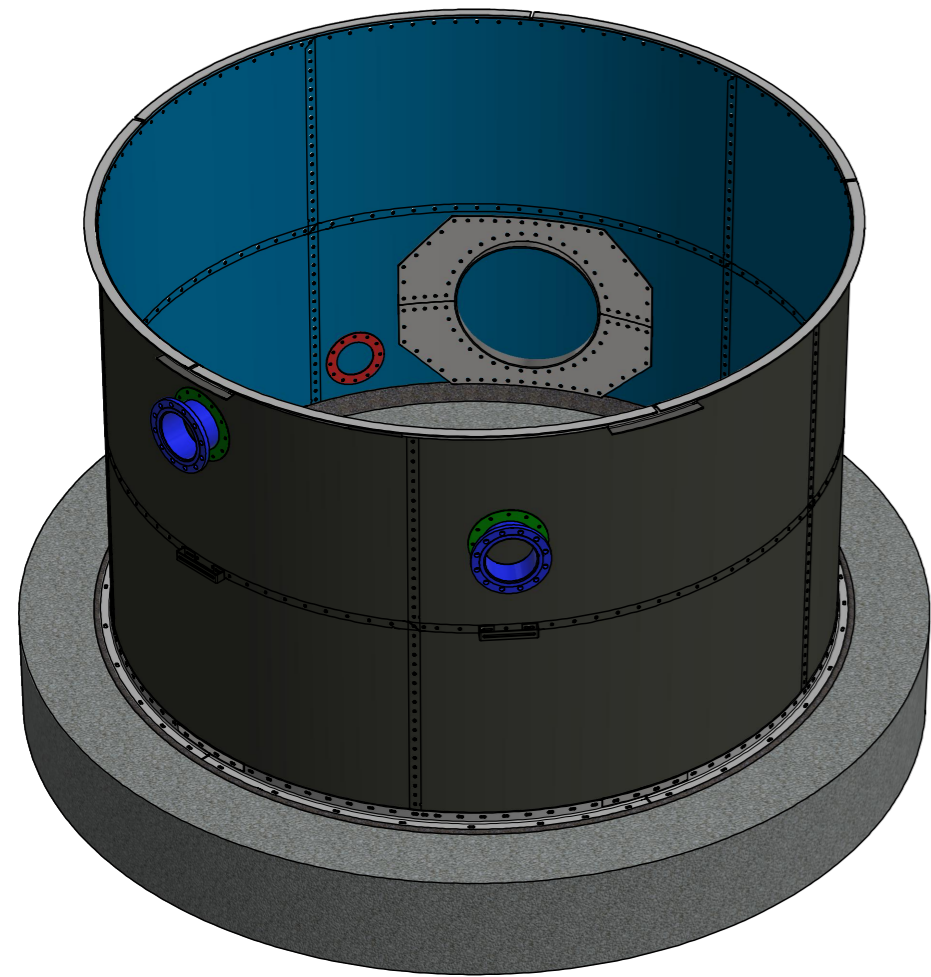
Specifications

Motor	22kw/400V
Pump	YRG 530K
Guillotine valve	DN250
Valve	4" BSP
Valve 2	1,5" BSP
Material pipeline	Stainless steel
Electrical cabinet	400V

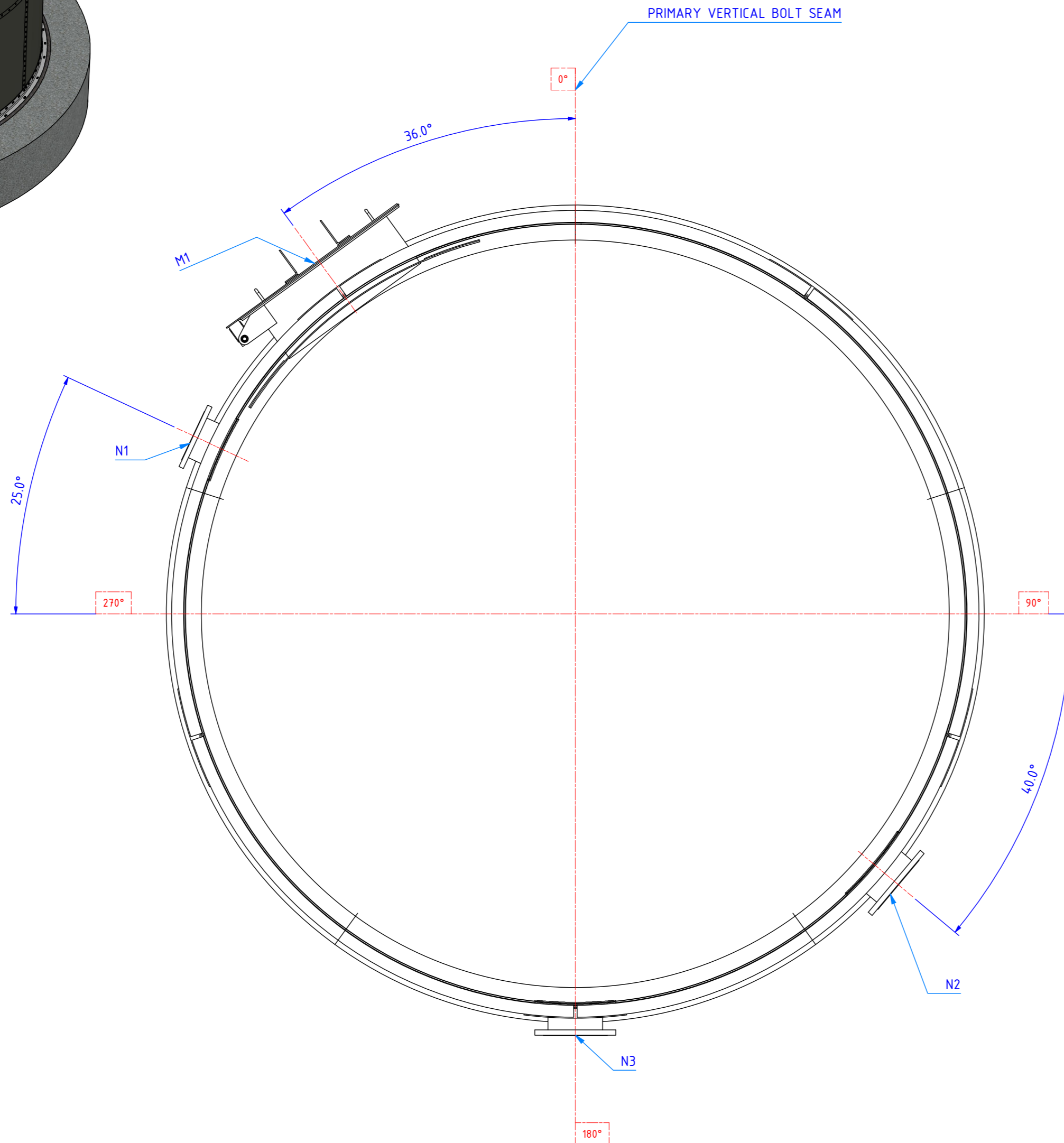


Included parts



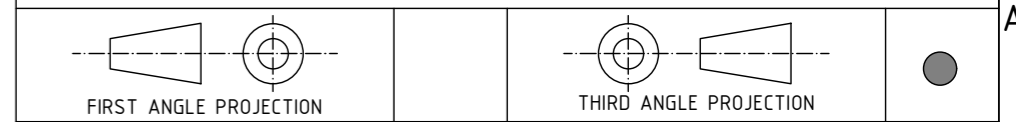


3D VIEW
CONCRETE BASE (BY OTHERS)



PLAN VIEW
CONCRETE BASE OMITTED FOR CLARITY

THIS DRAWING IS COPYRIGHT AND IS ISSUED ON CONDITION THAT IT IS NOT COPIED, REPRODUCED OR DISCLOSED TO A THIRD PARTY WITHOUT THE CONSENT IN WRITING OF BALMORAL INDUSTRIAL TANKS LTD



ALL DIMENSIONS IN MILLIMETRES, ALL LEVELS IN METRES, UNLESS STATED OTHERWISE - DO NOT SCALE - IF IN DOUBT, ASK

ALL MEASUREMENTS ARE FOR REFERENCE ONLY
BALMORAL TANKS RESERVE THE RIGHT TO REVISE THEIR PRODUCT DESIGNS AND SUPPORTING INFORMATION AT ANY TIME

TANK SPECIFICATION


TANK TYPE:	Std. Epoxy efusiOn	NUTCAP TYPE:	None
SHELL COLOUR (EXT.):	BS12B29 (JUNIPER GREEN)	SHELL COLOUR (INT.):	VGBLUE (VANGUARD BLUE)
CONTENTS:	Water	SPECIFIC GRAVITY:	1.10
MAX. OPERATING TEMP.:	AMBIENT	SEALANT:	Sika TS+ - Black
STARTER RING:	No	ROOF TYPE:	None - Open Top
LIVE LOAD (IMPOSED):	N/A	ROOF LOADING (DEAD):	N/A
OPERATING PRESSURE:	N/A	TEST PRESSURE:	N/A
OPERATING VACUUM:	N/A	TEST VACUUM:	N/A
DESIGN STD. (HOOP):	Eurocode	DESIGN STD. (WIND):	Eurocode
SEISMIC ACCELERATION:	N/A	WIND SPEED LOADING:	24 m/s
NOMINAL VOLUME:	29.3 m ³	WORKING VOLUME:	23.4 m ³

ANGLE SPECIFICATION

TOP ANGLE SPEC.:	60x60x6	BTM ANGLE SPEC.:	70x70x6
TOP ANGLE MATERIAL:	MS S275	BTM ANGLE MATERIAL:	MS S275
TOP ANGLE FINISH:	Galv	BTM ANGLE FINISH:	Galv
TOP ANGLE TYPE:	Joiner Toe Out	ANCHOR TYPE:	M12x150 R-XPT

FOUNDATION SPECIFICATION

FOUNDATION TYPE:	Flat Base	REBATE DEPTH:	0
------------------	-----------	---------------	---



TO VIEW THE TANK IN 3D, SCAN THE QR CODE OR VISIT: <https://autode.sk/3MivjoD>

APPROVED FOR MANUFACTURE

C01	ISSUED FOR CONSTRUCTION	CE	DOC	DOC	19/05/23
01	CONNECTION UPDATES	CE	JO	JO	05/04/23
00	FIRST ISSUE	CE	JB	DOC	20/03/23
REV	DESCRIPTION	BY	CH	AP	DATE

REVISION DETAILS

Balmoral Tanks Ltd.
Barrowfield Road, Thurnscoe, Rotherham,
South Yorkshire, S63 0EW
Telephone: +44 (0)1226 340370
E-Mail: industrialtanks@balmoral.co.uk



CLIENT	JN BENTLEY	LOCATION	ROUNDHILL 2
--------	------------	----------	-------------

DRAWING DETAILS
1-No. Std. Epoxy efusiOn Break Tank
Ø3.899m 5 PLATES ROUND x 2.480m HIGH (2 COURSES)
GENERAL ARRANGEMENT: BREAK TANK PLAN

DRAWN BY	CHECKED BY	APPROVED BY	DRAWING No.	REV
CE	JB	DOC	E-606875-04-401	C01
SCALE	DATE	SHEET	JOB No.	TANK No.
N.T.S.	20/03/23	1 of 3	E-606875	04

ST DRAWING NO. A7S13398-MMB-XX-SSL1-DR-C-0028

THIS DRAWING IS COPYRIGHT AND IS ISSUED ON CONDITION THAT IT IS NOT COPIED, REPRODUCED OR DISCLOSED TO A THIRD PARTY WITHOUT THE CONSENT IN WRITING OF BALMORAL INDUSTRIAL TANKS LTD



ALL DIMENSIONS IN MILLIMETRES, ALL LEVELS IN METRES, UNLESS STATED OTHERWISE - DO NOT SCALE - IF IN DOUBT, ASK

ALL MEASUREMENTS ARE FOR REFERENCE ONLY
BALMORAL TANKS RESERVE THE RIGHT TO REVISE THEIR PRODUCT DESIGNS AND SUPPORTING INFORMATION AT ANY TIME

TANK SPECIFICATION			
TANK TYPE:	Std. Epoxy efusiOn	NUTCAP TYPE:	None
SHELL COLOUR (EXT.):	BS12B29 (JUNIPER GREEN)	SHELL COLOUR (INT.):	VGBLUE (VANGUARD BLUE)
CONTENTS:	Water	SPECIFIC GRAVITY:	1.10
MAX. OPERATING TEMP.:	AMBIENT	SEALANT:	Sika TS+ - Black
STARTER RING:	No	ROOF TYPE:	None - Open Top
LIVE LOAD (IMPOSED):	N/A	ROOF LOADING (DEAD):	N/A
OPERATING PRESSURE:	N/A	TEST PRESSURE:	N/A
OPERATING VACUUM:	N/A	TEST VACUUM:	N/A
DESIGN STD. (HOOP):	Eurocode	DESIGN STD. (WIND):	Eurocode
SEISMIC ACCELERATION:	N/A	WIND SPEED LOADING:	24 m/s
NOMINAL VOLUME:	29.3 m ³	WORKING VOLUME:	23.4 m ³

ANGLE SPECIFICATION			
TOP ANGLE SPEC.:	60x60x6	BTM ANGLE SPEC.:	70x70x6
TOP ANGLE MATERIAL:	MS S275	BTM ANGLE MATERIAL:	MS S275
TOP ANGLE FINISH:	Galv	BTM ANGLE FINISH:	Galv
TOP ANGLE TYPE:	Joiner Toe Out	ANCHOR TYPE:	M12x150 R-XPT

FOUNDATION SPECIFICATION			
FOUNDATION TYPE:	Flat Base	REBATE DEPTH:	0

APPROVED FOR MANUFACTURE

REV	DESCRIPTION	BY	CH	AP	DATE
C01	ISSUED FOR CONSTRUCTION	CE	DOC	DOC	19/05/23
01	CONNECTION UPDATES	CE	JO	JO	05/04/23
00	FIRST ISSUE	CE	JB	DOC	20/03/23

REVISION DETAILS

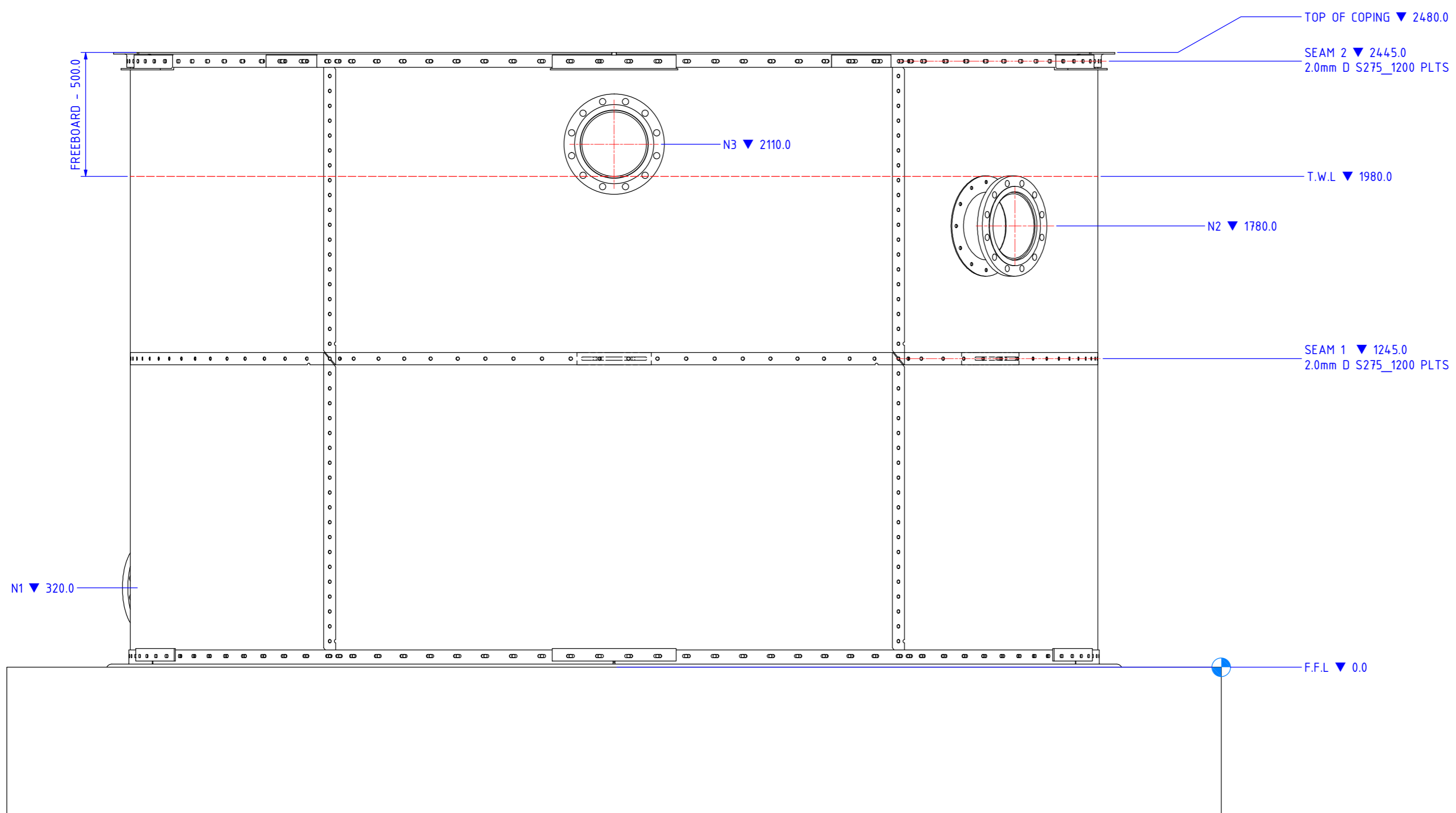
Balmoral Tanks Ltd.
Barrowfield Road, Thurnscoe, Rotherham,
South Yorkshire, S63 0EW
Telephone: +44 (0)1226 340370
E-Mail: industrialtanks@balmoral.co.uk

CLIENT	JN BENTLEY	LOCATION	ROUNDHILL 2
--------	------------	----------	-------------

DRAWING DETAILS

1-No. Std. Epoxy efusiOn Break Tank
Ø3.899m 5 PLATES ROUND x 2.480m HIGH (2 COURSES)
GENERAL ARRANGEMENT: BREAK TANK ELEVATION

DRAWN BY	CHECKED BY	APPROVED BY	DRAWING No.	REV
CE	JB	DOC	E-606875-04-402	C01
SCALE	DATE	SHEET	JOB No.	TANK No.
N.T.S.	20/03/23	2 of 3	E-606875	04



ELEVATION VIEW

ST DRAWING NO. A7S13398-MMB-XX-SSL1-DR-C-0029

CONNECTION SCHEDULE											
CLIENT REF.	REF.	DUTY / DESCRIPTION	MATERIAL / FINISH:	SIZE (mm):	FLANGE RATING:	SINGLE / DOUBLE:	OFFSTAND (EXT/INT):	ELEVATION:	ANGLE:	BLANK FLANGE TYPE:	ADPT BRKT (INT/EXT)
M1	M1	MANWAY HINGED (RH)	MS S275	800	N/A	N/A	200	645	324°	N/A	N
N1	N1	INSTRUMENT CONNECTION	E-M-S	DN200	PN16	SINGLE	150	320	295.00°	N	N
N2	N2	INLET	E-M-S	DN250	PN16	SINGLE	150	1780	130.00°	N	EXT SEAM 1
N3	N3	OVERFLOW	E-M-S	DN250	PN16	SINGLE	150	2110	180.00°	N	EXT SEAM 1

THIS DRAWING IS COPYRIGHT AND IS ISSUED ON CONDITION THAT IT IS NOT COPIED, REPRODUCED OR DISCLOSED TO A THIRD PARTY WITHOUT THE CONSENT IN WRITING OF BALMORAL INDUSTRIAL TANKS LTD



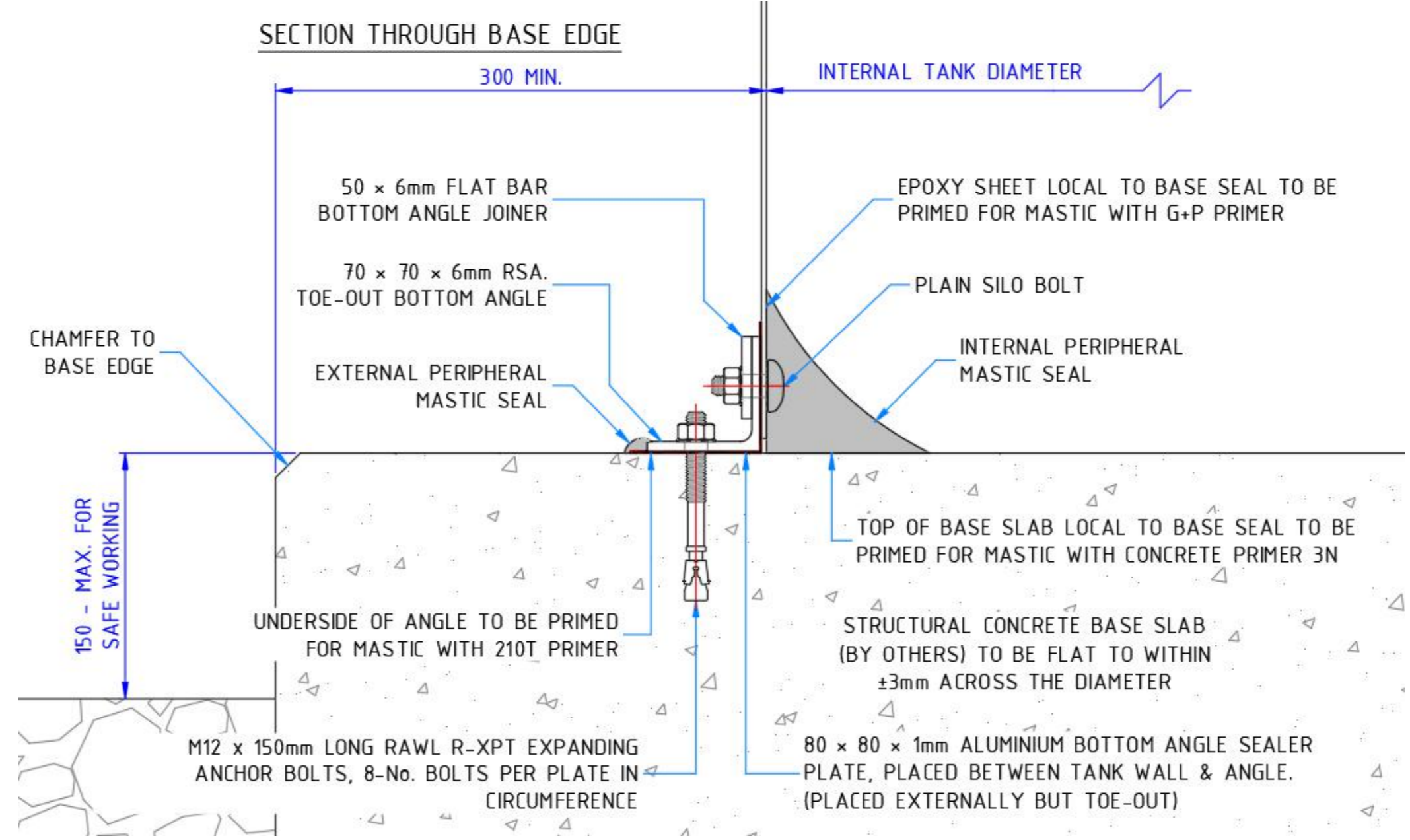
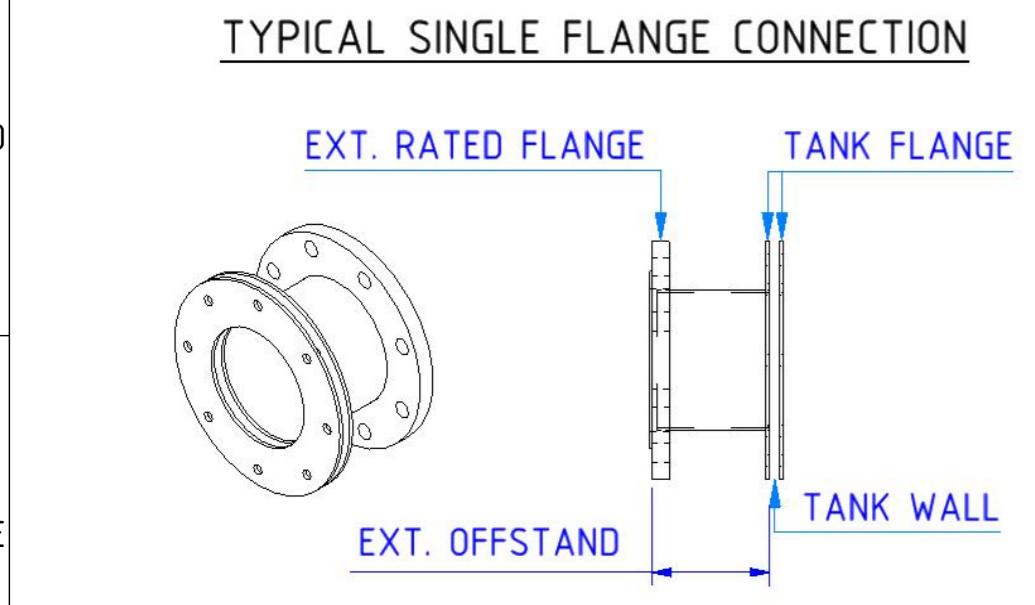
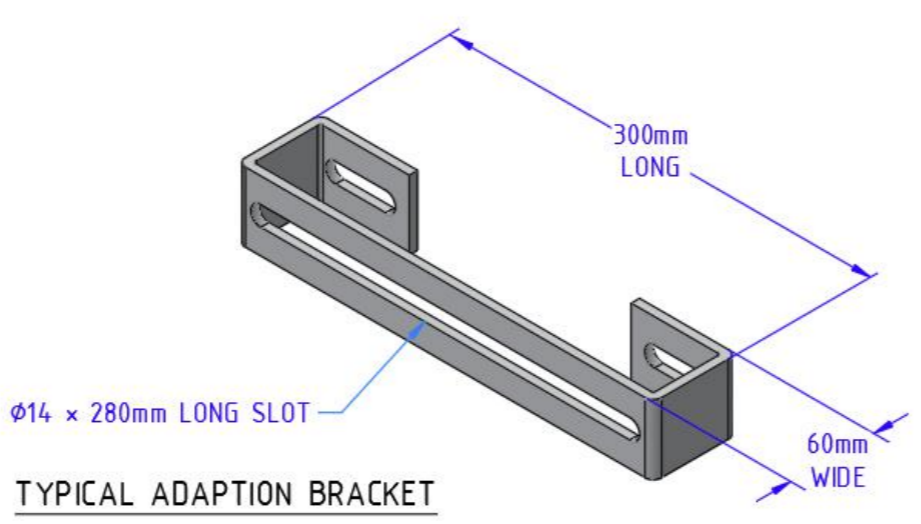
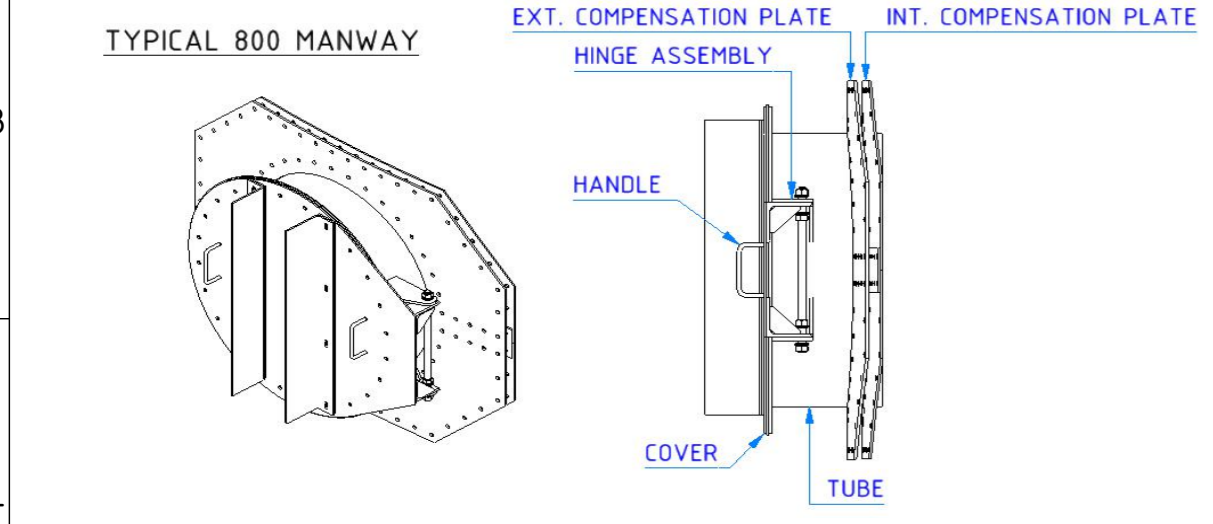
ALL DIMENSIONS IN MILLIMETRES, ALL LEVELS IN METRES, UNLESS STATED OTHERWISE - DO NOT SCALE - IF IN DOUBT, ASK

ALL MEASUREMENTS ARE FOR REFERENCE ONLY
BALMORAL TANKS RESERVE THE RIGHT TO REVISE THEIR PRODUCT DESIGNS AND SUPPORTING INFORMATION AT ANY TIME

TANK SPECIFICATION			
TANK TYPE:	Std. Epoxy efusiOn	NUTCAP TYPE:	None
SHELL COLOUR (EXT.):	BS12B29 (JUNIPER GREEN)	SHELL COLOUR (INT.):	VGBLUE (VANGUARD BLUE)
CONTENTS:	Water	SPECIFIC GRAVITY:	1.10
MAX. OPERATING TEMP.:	AMBIENT	SEALANT:	Sika TS+ - Black
STARTER RING:	No	ROOF TYPE:	None - Open Top
LIVE LOAD (IMPOSED):	N/A	ROOF LOADING (DEAD):	N/A
OPERATING PRESSURE:	N/A	TEST PRESSURE:	N/A
OPERATING VACUUM:	N/A	TEST VACUUM:	N/A
DESIGN STD. (HOOP):	Eurocode	DESIGN STD. (WIND):	Eurocode
SEISMIC ACCELERATION:	N/A	WIND SPEED LOADING:	24 m/s
NOMINAL VOLUME:	29.3 m³	WORKING VOLUME:	23.4 m³

ANGLE SPECIFICATION			
TOP ANGLE SPEC.:	60x60x6	BTM ANGLE SPEC.:	70x70x6
TOP ANGLE MATERIAL:	MS S275	BTM ANGLE MATERIAL:	MS S275
TOP ANGLE FINISH:	Galv	BTM ANGLE FINISH:	Galv
TOP ANGLE TYPE:	Joiner Toe Out	ANCHOR TYPE:	M12x150 R-XPT

FOUNDATION SPECIFICATION			
FOUNDATION TYPE:	Flat Base	REBATE DEPTH:	0



APPROVED FOR MANUFACTURE

REV	DESCRIPTION	BY	CH	AP	DATE
C01	ISSUED FOR CONSTRUCTION	CE	DOC	DOC	19/05/23
01	CONNECTION UPDATES	CE	JO	JO	05/04/23
00	FIRST ISSUE	CE	JB	DOC	20/03/23

Balmoral Tanks Ltd.
Barrowfield Road, Thurnscoe, Rotherham,
South Yorkshire, S63 0EW
Telephone: +44 (0)1226 340370
E-Mail: industrialtanks@balmoral.co.uk

BALMORAL TANKS

CLIENT: JN BENTLEY
LOCATION: ROUNDHILL 2

DRAWING DETAILS
1-No. Std. Epoxy efusiOn Break Tank
Ø3.899m 5 PLATES ROUND x 2.480m HIGH (2 COURSES)
GENERAL ARRANGEMENT: CONNECTION SCHEDULE & BASE EDGE DETAIL

DRAWN BY	CHECKED BY	APPROVED BY	DRAWING No.	REV
CE	JB	DOC	E-606875-04-403	C01
SCALE: N.T.S.	DATE: 20/03/23	SHEET: 3 of 3	SIZE: A2	JOB No.: E-606875
				TANK No.: 04

ST DRAWING NO. A7S13398-MMB-XX-SSL1-DR-C-0030