



# COMHAIRLE NAN EILEAN SIAR

The Town and Country Planning Scotland Act 1997 – Section 36(1)

Town and Country Planning General Development Procedure Order 2013 Regulation 16

Planning Register - Part 1

## Application Details

Reference Number	23/00467/PPP
Date registered as valid	03/01/24
Description of Development	Erect house; site caravan for duration of construction works

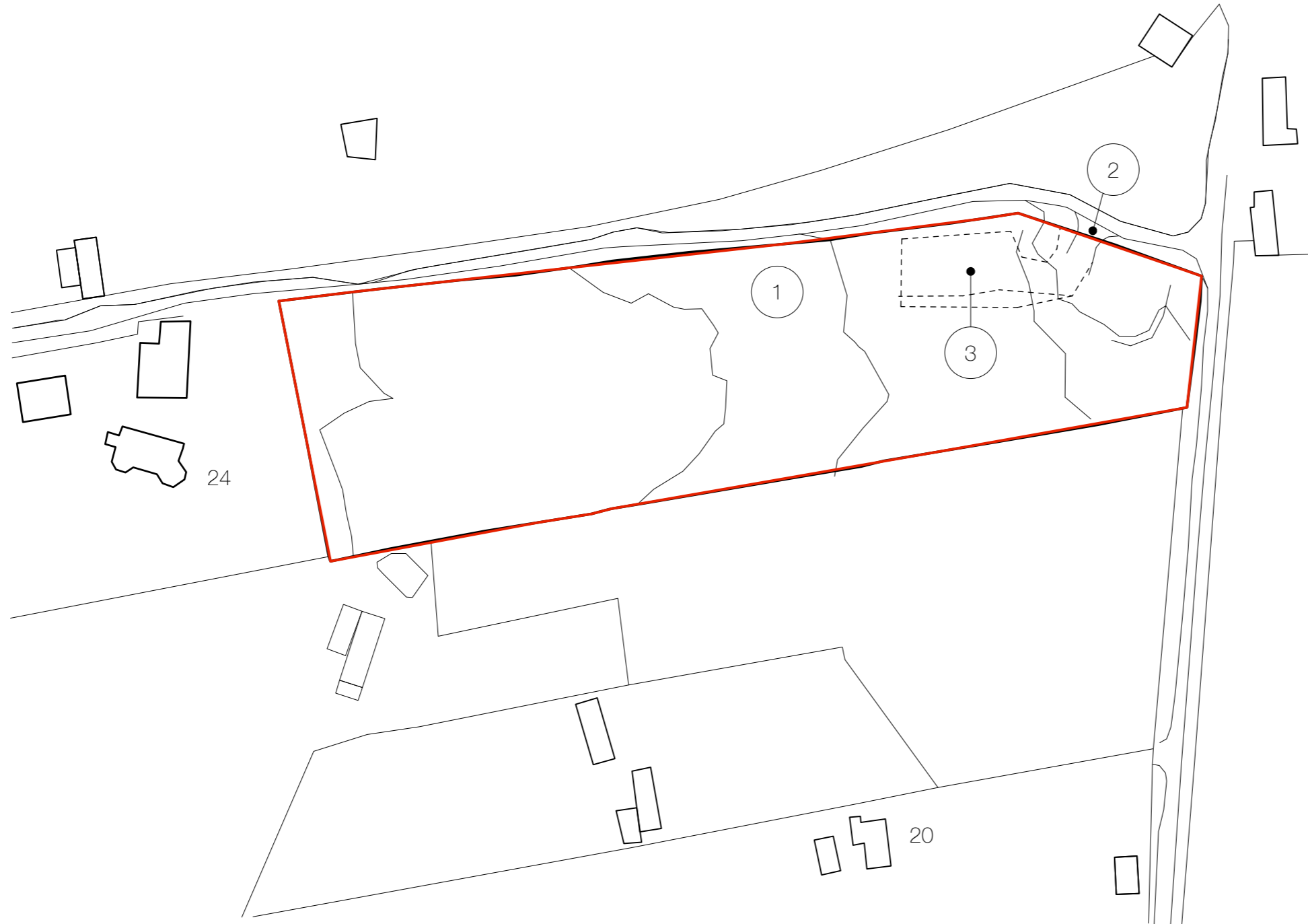
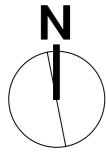
Address or description of location to which the development relates	30 Breanish, Uig, Isle of Lewis
Applicant Name	Mrs Lucy Chuter
Applicant Address	Church House, Hardwicke, Hay on Wye, HR3 5TA
Agent name (if applicable)	
Agent address (if applicable)	

**The above application summary is accompanied by plans and drawings sufficient to describe the development and where relevant any design statement.**

Important Note: on Tuesday 07 November 2023, Comhairle nan Eilean Siar experienced a criminal cyber incident and is working with Police Scotland, the Scottish Government and the National Cyber Security Centre to investigate the matter.

The Online Planning Portal remains unavailable as does our suite of integrated software and hardware systems. In order to enable access by the wider public to application documents and consult upon planning applications, interim systems have been put in place on the temporary website of Comhairle nan Eilean Siar, including a rudimentary facility to display a limited number of documents per application.

Any party wishing to view the application file in full may do so at the offices of Comhairle nan Eilean Siar at Sandwick Road, Stornoway Isle of Lewis, HS1 2BW or Balivanich, Isle of Benbecula. HS7 5LA, ordinarily between 9am and 5pm Monday to Friday (excluding public and local holidays). It is recommended that in advance of visiting an office to view an application that you make an appointment by sending an email to [planning@cne-siar.gov.uk](mailto:planning@cne-siar.gov.uk)



- 1 Croft site at 30 Breanish  
Croft size 1.6ha
- 2 Existing site entrance
- 3 Existing area of hardstanding  
(Approx. area shown)

100m  
50m  
0m

1 Location Plan  
1:1250@A3



Lucy Chuter Architecture  
**ARB**  
Tel: 07437 667741

PROJECT: Proposed Croft Dwelling  
30 Breanish  
Isle of Lewis HS2 9HB

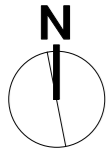
CLIENT: Lucy & Tom Chuter

NOTES:

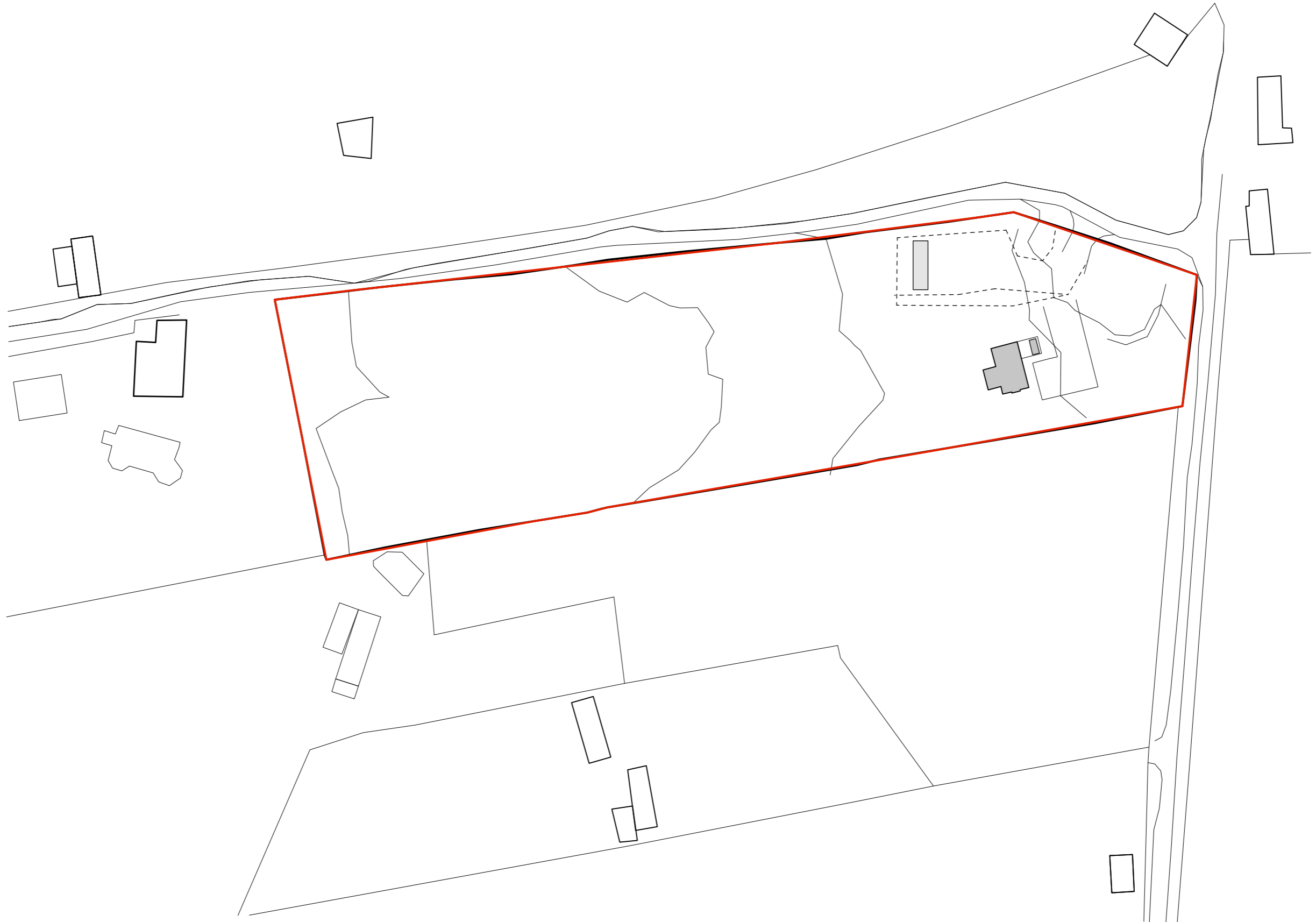
- 1. Do not scale off this drawing.
- 2. This drawing is for design purposes only and should not be used for construction.
- 3. All dimensions should be checked on site prior to ordering.

APPLICATION IN PRINCIPLE

DRAWING: Location Plan  
DWG: 11-001  
SCALE: 1:1250@A3  
DATE: 6.11.2023



0m  
50m  
100m



Lucy Chuter Architecture  
**ARB**  
Tel: 07437 667741

PROJECT: Proposed Croft Dwelling  
30 Breanish  
Isle of Lewis HS2 9HB

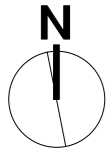
CLIENT: Lucy & Tom Chuter

**NOTES:**

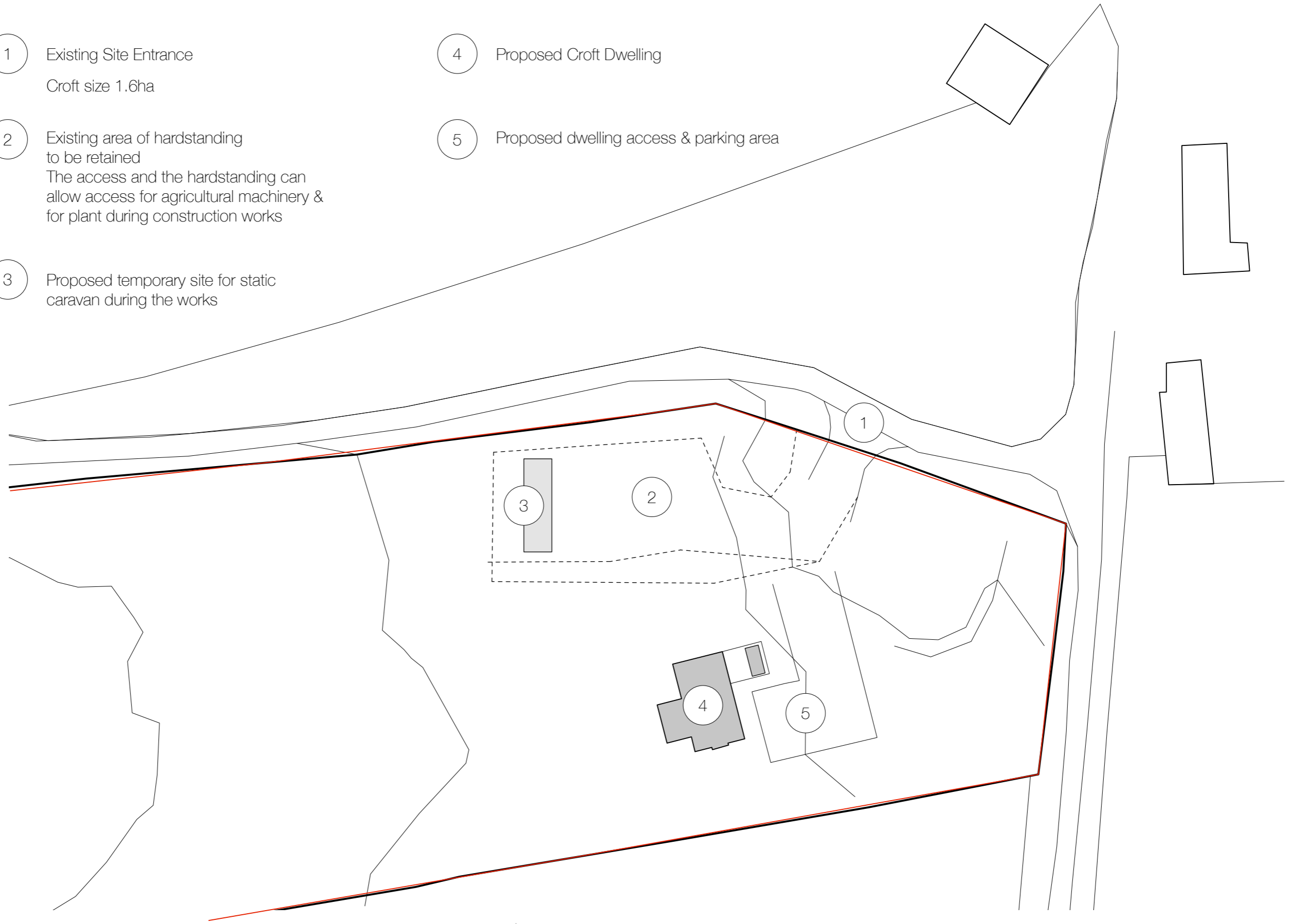
1. Do not scale off this drawing.
2. This drawing is for design purposes only and should not be used for construction.
3. All dimensions should be checked on site prior to ordering.

APPLICATION IN PRINCIPLE

DRAWING Proposed Site Plan  
DWG: 11-20  
SCALE: 1:1000@A3  
DATE: 6.11.2023



- 1 Existing Site Entrance  
Croft size 1.6ha
- 2 Existing area of hardstanding to be retained  
The access and the hardstanding can allow access for agricultural machinery & for plant during construction works
- 3 Proposed temporary site for static caravan during the works
- 4 Proposed Croft Dwelling
- 5 Proposed dwelling access & parking area



Lucy Chuter Architecture  
**ARB**  
Tel: 07437 667741

PROJECT: Proposed Croft Dwelling  
30 Breanish  
Isle of Lewis HS2 9HB

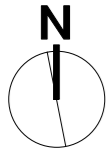
CLIENT: Lucy & Tom Chuter

**NOTES:**

- 1. Do not scale off this drawing.
- 2. This drawing is for design purposes only and should not be used for construction.
- 3. All dimensions should be checked on site prior to ordering.

**APPLICATION IN PRINCIPLE**

DRAWING Proposed Site Plan (2)  
DWG: 11-21  
SCALE: 1:500@A3  
DATE: 16.08.2023



0m  
50m  
100m



Lucy Chuter Architecture  
**ARB**  
Tel: 07437 667741

PROJECT: Proposed Croft Dwelling  
30 Breanish  
Isle of Lewis HS2 9HB

CLIENT: Lucy & Tom Chuter

**NOTES:**

1. Do not scale off this drawing.
2. This drawing is for design purposes only and should not be used for construction.
3. All dimensions should be checked on site prior to ordering.

APPLICATION IN PRINCIPLE

DRAWING Existing Site Plan  
DWG: 11-01  
SCALE: 1:1000@A3  
DATE: 6.11.2023