

CORPORATE STRATEGY ANNUAL REPORT 2023



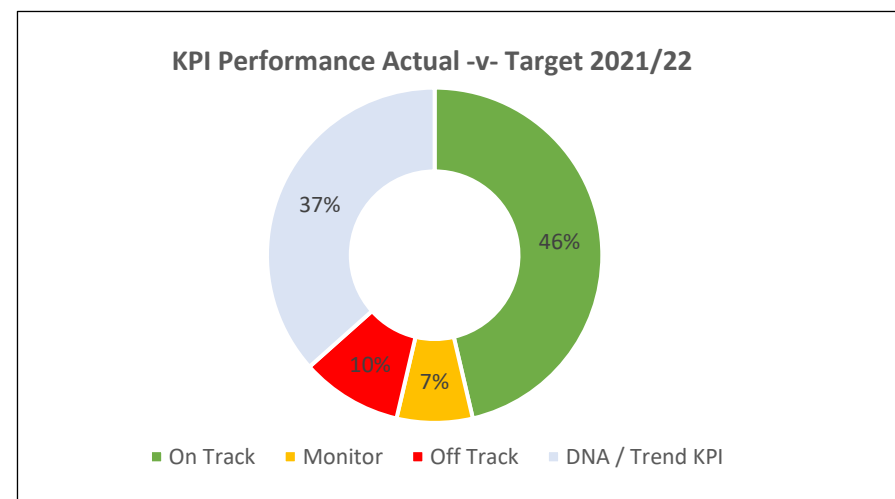
COMHAIRLE NAN EILEAN SIAR

OHCPP Local Outcome: 2 Population and Connectivity

Strategic Priority: 2.1 Support children, families, and young people.













Strategic Outcomes:











- 2.1.1 Attainment rates continuously improve.
- 2.1.2 Early intervention in place to keep our most vulnerable children safe.
- 2.1.3 Schools are centres for lifelong learning and key assets for the community.
- 2.1.4 People are healthy and active.
- 2.1.5 Childcare facilities in place to meet the needs of working parents.



C: Calculated KPI, T: Trend KPI

Strategic Priority: 2.1 Support children, families, and young people.	Unit	Actual 2019/20	Actual 2020/21	Actual 2021/22	Trend
SO 2.1.1: Attainment rates continuously improve.					
2.1.1.CS01 - ECS105 (LGBF: CHN13a): Percentage of P1, P4 and P7 pupils combined achieving expected CFE Level in Literacy.	%	0.00	64.47	74.00	↑
2.1.1.CS02 - ECS106 (LGBF: CHN13b): Percentage of P1, P4 and P7 pupils combined achieving expected CFE Level in Numeracy.	%	0.00	71.22	79.00	↑
2.1.1.CS03 - ECS181: Percentage of secondary pupils achieving third level or better in all three literacy organisers (S3, 3rd level or better).	%	92.00	0.00	0.00	N/A
2.1.1.CS04 - ECS148: Percentage of secondary pupils achieving third level or better in numeracy (S3, 3rd level or better).	%	84.13	0.00	0.00	N/A
2.1.1.CS04 - ECS131 (LGBF: CHN19b): School Attendance Rates (Looked After Children).	%	90.94	86.72	86.72	↓
2.1.1.CS05 - ECS182: Percentage of school leavers attaining 1 or more award at SCQF Level 5 or above.	%	91.27	94.98	93.17	↓
2.1.1.CS06 - ECS183: Percentage of school leavers attaining 1 or more award at SCQF Level 6 or above.	%	63.49	74.06	71.58	↓

Strategic Priority: 2.1 Support children, families, and young people.	Unit	Actual 2019/20	Actual 2020/21	Actual 2021/22	Trend
2.1.1.CS07 - ECS005 (LGBF: CHN4): Percentage of secondary school pupils gaining 5+ awards at SCQF level 5.	%	67.00	72.00	70.00	
2.1.1.CS08 - ECS006 (LGBF: CHN5): Percentage of secondary school pupils gaining 5+ awards at SCQF level 6.	%	36.00	39.00	27.00	
2.1.1.CS09 - ECS004 (SPI: CHN11): Proportion of Pupils Entering Positive Destinations.	%	97.38	97.13	97.64	
2.1.1.CS10 - ECS130 (SPI: CHN19a): School Attendance Rates.	%	94.03	93.70	93.70	
2.1.1.CS11 - ECS132 (SPI: CHN20a): School Exclusion Rates (number) per 1,000 pupils.	#	11.93	23.74	23.74	
2.1.1.CS12 - ECS127 (LGBF-CHN21 SLAED-IG6): Percentage of 16–19-year-olds participating in education, training, employment, or volunteering work.	%	95.51	95.63	96.22	
SO 2.1.2: Early intervention in place to keep our most vulnerable children safe.					
2.1.2.CS01 - ECS184: Pupil teacher ratio, all sectors excluding Early Learning Centres.	#	10.60	10.70	10.40	
2.1.2.CS02 - ECS185: Percentage of evaluations from Local Authority School Inspection Reports published in the year (Jan-Dec) reporting good or above, excluding nurseries.	%	70.00	N/A	N/A	
2.1.2.CS03 - ECS125 (LGBF-CHN17): Percentage of Children Meeting Developmental Milestones at their 27-30 month review.	%	81.78	86.57	0.00	
2.1.2.CS05 - ECS191: Percentage of children (0-17) with LAC status per 1,000 population. .	%	8.10	10.60	8.40	
2.1.2.CS06 - ECS192: Number of children referred to the Scottish Children’s Reporter Administration (SCRA), per 1,000 population aged under 16 years.	#	N/A	N/A	15.80	
2.1.2.CS07a - ECS193: Number of children referred to the Scottish Children’s Reporter Administration (SCRA) on care and protection grounds (non-offence), per 1,000 population aged under 16 years. .	#	N/A	N/A	10.80	

Strategic Priority: 2.1 Support children, families, and young people.	Unit	Actual 2019/20	Actual 2020/21	Actual 2021/22	Trend
2.1.2.CS07b - ECS194: Number of children referred to the Scottish Children's Reporter Administration (SCRA) on offence grounds, per 1,000 population aged under 16 years.	#	N/A	N/A	10.90	
2.1.2.CS08 - ECS195: Number of Children's Hearings held, per 1,000 population aged under 16 years.	#	N/A	N/A	25.90	
2.1.2.CS09 - ECS196: Number of children with a Compulsory Supervision Order (CSO) in force at 31 March, per 1,000 population aged under 16 years. (Trend KPI). T	#	7.10	9.40	7.90	
2.1.2.CS13 - ECS128 (SPI: CHN22): Percentage of child protection re-registrations within 18 months.	%	22.22	0.00	N/A	
2.1.2.CS14 - ECS129 (LGBF: CHN23): Percentage of looked after children with more than 1 placement in the last year (Aug-July).	%	20.00	15.00	N/A	
SO 2.1.3: Schools are centres for lifelong learning and key assets for the community.					
2.1.3.CS01 - ECS011b: (SPI: CHN10): Percentage of Adults satisfied with local schools - Scottish Household Survey (3-year rolling avg.).	%	61.67	67.33	N/A	
2.1.3.CS02 - ECS201: The proportion of Primary schools reported as being in a good or satisfactory condition (measures the current state of the fabric of the school and with safety and security).	%	100.00	100.00	100.00	
2.1.3.CS03 - ECS202: The proportion of Secondary schools reported as being in a good or satisfactory condition (measures the current state of the fabric of the school and with safety and security).	%	75.00	75.00	75.00	
2.1.3.CS04 - ECS203: The proportion of Primary schools receiving a good or satisfactory suitability rating (measures if a school is fit for the purpose of delivering the education curriculum).	%	85.71	81.82	85.00	
2.1.3.CS05 - ECS204: The proportion of Secondary schools receiving a good or satisfactory suitability rating (measures if a school is fit for the purpose of delivering the education curriculum).	%	75.00	75.00	75.00	
SO 2.1.4: People are healthy and active.					

Strategic Priority: 2.1 Support children, families, and young people.	Unit	Actual 2019/20	Actual 2020/21	Actual 2021/22	Trend
2.1.4.CS01 - ECS200 (SPI: C&L5d): Percentage of adults satisfied with leisure facilities - Scottish Household Survey (3-year rolling avg.).	%	57.73	63.40	0.00	↑
2.1.4.CS02 - ECS205: Percentage Adults satisfied with Local Authority sport and leisure facilities (Service users within the past 12 months only).	%	97.00	0.00	0.00	N/A
2.1.4.CS03 - ECS206: Percentage increase in participation in physical activity and sport in the last 4 weeks (any sport incl. walking).	%	54.00	0.00	0.00	N/A
2.1.4.CS04 - ECS096 (LGBF-C&L5b): Percentage of adults satisfied with parks and open spaces - Scottish Household Survey (3-year rolling avg.).	%	37.80	51.13	0.00	↑
2.1.4.CS05 - ECS207: Percentage of P4-P7/S1-S6/SP pupils registered for free school meals.	%	8.60	0.00	19.80	↑
2.1.4.CS06 - ECS208: Percentage of primary schools that met the 120 minutes per week target level of PE provision.	%	100.00	100.00	100.00	↔
2.1.4.CS07 - ECS209: Percentage of secondary schools that met the 100 minutes per week target level of PE provision.	%	100.00	100.00	100.00	↔
SO 2.1.5: Childcare facilities in place to meet the needs of working parents.					
2.1.5.CS01 - ECS186: Percentage of evaluations from Local Authority Nursery Inspection Reports published in the year (Jan-Dec) reporting good or above.	%	45.45	0.00	0.00	N/A
2.1.5.CS02 - ECS187: Percentage of Local Authority Early Learning and Childcare (ELC) centres in the Outer Hebrides.	%	78.00	78.00	78.00	↔
2.1.5.CS03 - ECS188: Percentage of pre-school children registered with a Local Authority Early Learning and Childcare facility (ELC) in the Outer Hebrides.	%	103.00	95.00	96.00	↑
2.1.5.CS04 - ECS189: The percentage of pre-school children registered with Early Learning and Childcare (ELC) centres whose home language is not English.	%	2.00	5.00	5.00	↑
2.1.5.CS05 - ECS190: The percentage of pre-school children registered with Early Learning and Childcare (ELC) centres with Additional Support Needs.	%	9.00	10.00	19.00	↑