

# CORPORATE STRATEGY ANNUAL REPORT 2023



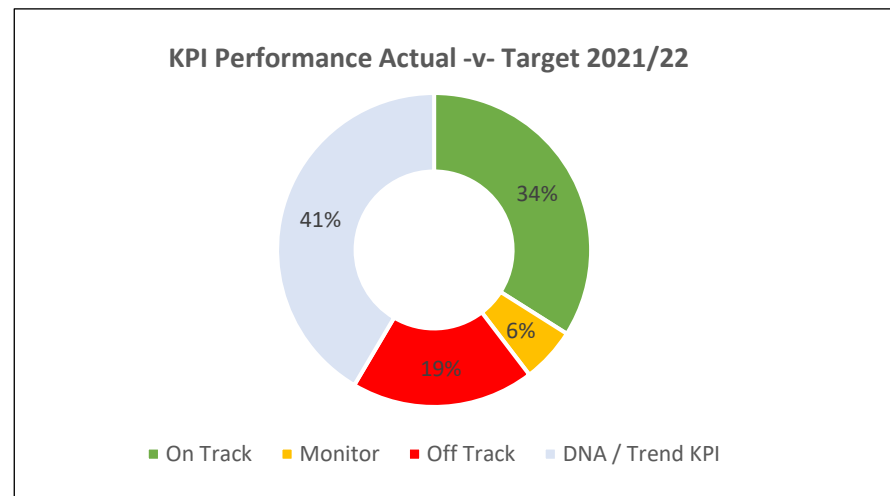
COMHAIRLE NAN EILEAN SIAR

## OHCPP Local Outcome: 1 Local Economy and Employment

**Strategic Priority:** 1.1 Strengthen the Economy.













**Strategic Outcomes:**















- 1.1.1 Deliver our Islands Deal projects.
- 1.1.2 Digital investment delivers outcomes for the community.
- 1.1.3 Investment in our buildings and infrastructure.
- 1.1.4 Increased level of skills across our communities and workforce.
- 1.1.5 Growth in small and medium sized businesses demonstrated.











C: Calculated KPI, T: Trend KPI

Strategic Priority: 1.1 Strengthen the Economy.	Unit	Actual 2019/20	Actual 2020/21	Actual 2021/22	Trend
1.1.1 (SO): Deliver our Islands Deal projects.					
1.1.1.CS01-2 - CD100 (SLAED:I1): Economic Development and Tourism - Gross expenditure £000. C	£	10,984.00	7,871.00	10,220.00	↑
1.1.1.CS03 - CD136 (SLAED:OC11): Additional Funding (External funds bid for and successfully awarded).	£	N/A	N/A	3,900,905.00	N/A
1.1.1.CS04 - CE119: Percentage of emissions of all greenhouse gases reduced (na h-Eileanan Siar).	%	6.20	6.70	4.20	↓
1.1.1.CS05 - CE159: Match funding (£) received for Islands Growth Deal projects specific to the Outer Hebrides (3-island's Target £235 million).	£	N/A	N/A	N/A	N/A
1.1.1.CS06 - CE160: Number of sustainable jobs created in the Outer Hebrides from Islands Growth Deal projects (3-Island's Target 1300 12).	#	N/A	N/A	N/A	N/A
1.1.1.CS07 - CE161: Percentage of Islands Growth Deal projects completed.	%	N/A	N/A	N/A	N/A

Strategic Priority: 1.1 Strengthen the Economy.	Unit	Actual 2019/20	Actual 2020/21	Actual 2021/22	Trend
1.1.1.CS08 - CE174 Percentage increase in economy from Outer Hebrides Islands Growth Deal sectoral projects. C	%	0.00	0.00	0.00	
1.1.2 (SO): Digital investment delivers outcomes for the community.					
1.1.2.CS01 - CD131 (DD075) (SPI: ECON8 / SLAED:IG8): Proportion of properties able to access Superfast Broadband.	%	83.10	85.70	76.90	
1.1.2.CS02 - CD130 (SLAED:IG7): Percentage of Premises unable to access 10Mbits/s broadband.	%	6.40	5.30	5.20	
1.1.2.CS03 - CD137 (SHS7.1): Percentage of Households with home internet access.	%	81.00	0.00	0.00	
1.1.2.CS04 - CE127: Percentage of Adults that are confident to use the internet to access public services online.	%	65.00	0.00	0.00	
1.1.2.CS05 - ECS210: National Progression Award (NPA) Digital Literacy SCQF level 3.	#	N/A	N/A	0.00	
1.1.2.CS06 - CD138: Business Gateway: Number of Digital Health Checks undertaken. T	#	N/A	28.00	20.00	
1.1.2.CS07 - CD139: Business Gateway: Number of businesses benefitting from intensive 1-2-1 digital support. T	#	N/A	15.00	12.00	
1.1.2.CS08 - CD140: Business Gateway: Number of Digital Skills webinars delivered. T	#	N/A	21.00	36.00	
1.1.2.CS09 - CE125: Accredited Training: Number of businesses supported to upskill their current workforce with the skills to manage technology and data.	#	N/A	N/A	25.00	
1.1.2.CS10 - CE112: Accredited Training: Number of individuals supported to acquire basic digital skills.	#	N/A	N/A	50.00	
1.1.2.CS11 - CE126: Accredited Training: Number of individuals provided with digital equipment to help improve their employment prospects.	#	N/A	N/A	10.00	
1.1.3 (SO): Investment in our buildings and infrastructure.					

Strategic Priority: 1.1 Strengthen the Economy.	Unit	Actual 2019/20	Actual 2020/21	Actual 2021/22	Trend
1.1.3.CS01 - CD076 (DD076) (SPI: ECON9, SLAED:OC8): Town Vacancy Rates.	%	5.51	5.68	5.84	
1.1.3.CS02 - TS001 (SPI: CORPAM1): Proportion of operational buildings that are suitable for their current use. C	%	76.34	75.79	75.82	
1.1.3.CS03a - TS009ii (SPI: ENV4a): Cost of maintenance per kilometre of roads (both capital and revenue costs).C	£	4,353.90	3,027.49	3,065.96	
1.1.3.CS03b - TS010 (SPI: ENV4b): Percentage of A class roads that should be considered for maintenance treatment.	%	34.31	34.20	32.85	
1.1.3.CS03c - TS011 (SPI: ENV4c): Percentage of B class roads that should be considered for maintenance treatment.	%	36.83	36.00	36.47	
1.1.3.CS03d - TS012 (SPI: ENV4d): Percentage of C class roads that should be considered for maintenance treatment.	%	47.98	43.50	46.16	
1.1.3.CS03e - TS013 (SPI2: ENV4e): Percentage of Unclassified class roads that should be considered for maintenance treatment.	%	43.58	46.50	45.57	
1.1.3.CS08 – CD141: Marine sector – GVA (£M) Na H-Eileanan Siar. T	£	48.00	29.00	N/A	
1.1.3.CS09 – CD142: Marine sector – Turnover (£M) Na H-Eileanan Siar. T	£	144.00	116.00	N/A	
1.1.3.CS10 - CD143: Marine sector - Employment (000's) Na H-Eileanan Siar. T	#	1.80	1.50	N/A	
1.1.3.CS11 - CD144: Fishing – (£M) GVA by Local Authority of vessel registration: Na H-Eileanan Siar. T	£	8.60	0.00	N/A	
1.1.3.CS12 - CD145: Fishing – (£M) value of landings by Local Authority of vessel registration: T	£	17.10	10.80	N/A	
1.1.3.CS13 - CD146: Fishing – Employment headcount by Local Authority of vessel registration: Na H-Eileanan Siar. T	#	376.00	299.00	N/A	
1.1.3.CS14 - CD147: Freight water transport - All freight traffic (000's) through Scottish ports by Scottish Marine Region: Outer Hebrides. T	T	218.00	199.00	N/A	

Strategic Priority: 1.1 Strengthen the Economy.	Unit	Actual 2019/20	Actual 2020/21	Actual 2021/22	Trend
1.1.4 (SO): Increased level of skills across our communities and workforce.					
1.1.4.CS01 - CE172 (SLAED:OC2): Gross Weekly Earnings – Residence Based. T	£	518.00	670.10	560.90	↓
1.1.4.CS02 - CE173 (SLAED:OC2): Gross Weekly Earnings – Workforce Based. T	£	524.70	669.90	562.60	↓
1.1.4.CS03 - CE128: Employment Rate - Percentage of people aged 16-64 that are in employment.	%	81.60	81.20	79.70	↓
1.1.4.CS04 - CD034 (SPI: ECON12a): Percentage of people (Claimants) that were in Receipt of Out of Work Benefits. C	#	3.00	5.00	2.90	↓
1.1.4.CS10 - CE065 (LGBF: ECON1, SLAED: OC13): Percentage of Unemployed People Assisted into work from Council Funded/Operated Employability Programmes. C	%	25.67	25.80	36.25	↑
1.1.4.CS11 – CE129: Percentage of 16–19-year-olds entering Comhairle employability programmes achieving positive destination.	%	90.62	86.70	87.60	↑
1.1.4.CS12 - CE081: Percentage of apprentices achieving target qualifications. C	%	77.78	51.06	63.79	↑
1.1.4.CS13 - CE079: Percentage of customers satisfied with apprenticeship training programmes.	%	80.00	66.66	100.00	↑
1.1.4.CS14 – CE130: Number of sectors seeking upskilling/qualifications for employees.	#	9.00	20.00	16.00	↓
1.1.4.CS15 - CE131 Employability Fund Outcome Achievement Rate.	%	39.50	74.00	84.00	↑
1.1.4.CS17 - CE132: Percentage of the population that is of working age (MYE Population aged 16-64).C	%	58.01	58.49	58.25	↓
1.1.5 (SO): Growth in small and medium sized businesses demonstrated.					
1.1.5.CS01 - CD159 (SLAED: I2): Economic Development Staffing - estimated.	#	36.56	23.71	25.81	↑

Strategic Priority: 1.1 Strengthen the Economy.	Unit	Actual 2019/20	Actual 2020/21	Actual 2021/22	Trend
1.1.5.CS02 – CD158 (SLAED OC4): Number of business gateway start-ups per 10,000 working age population (aged 16-64 years).T	#	48.00	45.00	32.00	
1.1.5.CS03 - CD160: Business Survival Rate (min 3 Years).	%	63.00	61.10	61.30	
1.1.5.CS04 - CD161 (SLAED: A1): Number of Attendees at Business Gateway Events. T	#	459.00	393.00	0.00	
1.1.5.CS05 - CD162 (SLAED: OP1): Number of Businesses Supported by Council Economic Development Activity. T	#	340.00	310.00	183.00	
1.1.5.CS06a - CD163a (SLAED: IG4b): Gross Value Added (GVA) by Growth Sector per head (Employment): Financial & Business Services.	£	41,996.00	0.00	53,843.00	
1.1.5.CS06b - CD163b (SLAED: IG4d): Gross Value Added (GVA) by Growth Sector per head (Employment): Energy. T	£	111,560.00	0.00	115,779.00	
1.1.5.CS06c - CD163c (SLAED: IG4e): Gross Value Added (GVA) by Growth Sector per head (Employment): Sustainable Tourism.	£	15,853.00	0.00	8,697.00	
1.1.5.CS06d - CD163d (SLAED: IG4f): Gross Value Added (GVA) by Growth Sector per head (Employment): Creative Industries (incl. Digital).	£	47,643.00	0.00	-12,589.00	
1.1.5.CS07 - CD119 (DD063a) (SPI: ECON5a, SLAED:OC9): - Number of Business Gateway start-ups that are Trading.	#	57.00	64.00	57.00	